



# **Report of the Chief Electoral Officer**

**on the July 12, 2018 by-elections in  
Fort McMurray-Conklin  
and Innisfail-Sylvan Lake**







chief electoral office

Suite 100  
11510 Kingsway NW  
Edmonton, Alberta  
Canada T5G 2Y5

Tel | 780.427.7191  
Fax | 780.422.2900  
info@elections.ab.ca

December 2018

Mr. David Shepherd, MLA  
Chair, Standing Committee on Legislative Offices  
c/o Jody Rempel  
3<sup>rd</sup> Floor, Federal Building  
9820 – 107 Street  
Edmonton, Alberta T5K 1E7

Dear Mr. Shepherd:

I have the privilege to submit the Report of the Chief Electoral Officer concerning the by-elections held on July 12, 2018 in the electoral divisions of Innisfail-Sylvan Lake and Fort McMurray-Conklin in accordance with the provisions of section 4(5) of the *Election Act*.

Should you require additional information on any aspect of this Report, I would be pleased to respond.

Sincerely,

A handwritten signature in blue ink, appearing to read "Glen Resler".

Glen Resler, CPA, CMA  
Chief Electoral Officer



TABLE OF CONTENTS

COMPARATIVE STATISTICS - BY-ELECTIONS 1979-2017.....2

**SECTION 1: FORT MCMURRAY-CONKLIN BY-ELECTION .....3**

INTRODUCTION .....5

THE BY-ELECTION.....6

POST ELECTION .....9

OVERVIEW OF RESULTS AND STATISTICS .....10

DEMOGRAPHICS .....11

SUMMARY OF RESULTS BY POLL .....15

FINANCIAL SUMMARY .....20

**SECTION 2: INNISFAIL-SYLVAN LAKE BY-ELECTION .....21**

INTRODUCTION .....23

THE BY-ELECTION.....24

POST ELECTION .....27

OVERVIEW OF RESULTS AND STATISTICS .....28

DEMOGRAPHICS .....29

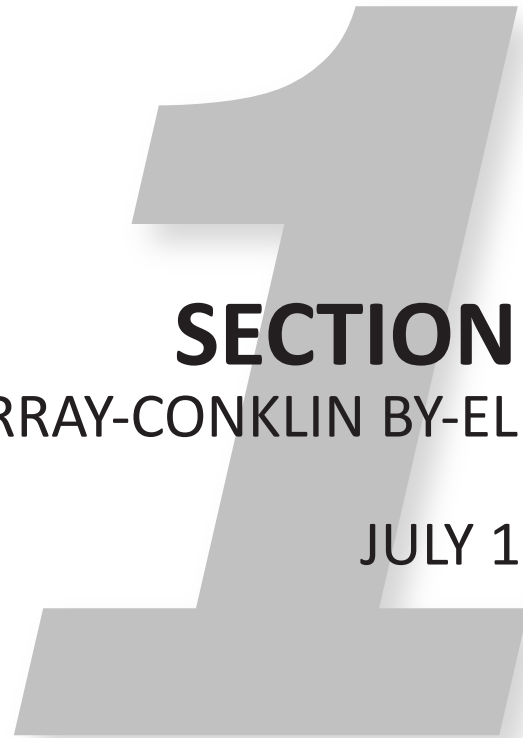
SUMMARY OF RESULTS BY POLL .....33

FINANCIAL SUMMARY .....40

## COMPARATIVE STATISTICS - BY-ELECTIONS 1979-2017

By-Election Date	Electoral Division	Valid Ballots	Rejected Ballots	Declined Ballots	Ballots Cast	Names on List	Voter Turnout
July 12, 2018	Fort McMurray-Conklin	4,012	15	0	4,027	12,370	32.6%
	Innisfail-Sylvan Lake	9,831	21	3	9,855	31,604	31.2%
December 14, 2017	Calgary-Lougheed	10,852	28	3	10,883	31,067	35.0%
March 22, 2016	Calgary-Greenway	8,270	60	2	8,332	28,709	29.0%
September 3, 2015	Calgary-Foothills	12,737	26	2	12,765	33,407	38.2%
October 27, 2014	Calgary-Elbow	12,670	23	2	12,695	34,163	37.2%
	Calgary-Foothills	11,842	14	19	11,875	32,743	36.3%
	Calgary-West	10,894	17	1	10,912	30,541	35.7%
	Edmonton-Whitemud	14,163	14	17	14,194	35,795	39.7%
September 14, 2009	Calgary-Glenmore	10,991	29	1	11,021	28,164	39.1%
June 12, 2007	Calgary-Elbow	10,538	13	3	10,554	30,538	34.6%
	Drumheller-Stettler	7,251	14	2	7,267	22,509	32.3%
April 8, 2002	Wainwright	6,552	12	0	6,564	19,563	33.6%
September 25, 2000	Red Deer-North	4,150	5	2	4,157	20,409	20.4%
June 12, 2000	Edmonton-Highlands	8,237	27	1	8,265	19,714	41.9%
June 17, 1998	Edmonton-McClung	9,406	10	0	9,416	23,094	40.8%
May 21, 1996	Redwater	8,680	18	2	8,700	19,130	45.5%
April 20, 1995	Calgary-McCall	5,720	17	2	5,739	20,514	28.0%
October 26, 1992	Three Hills	10,337	34	-	10,371	17,736	58.5%
July 21, 1992	Calgary-Buffalo	8,602	47	-	8,649	26,029	33.2%
March 5, 1992	Little Bow	5,585	18	-	5,603	9,158	61.2%
December 17, 1990	Edmonton-Strathcona	9,339	24	-	9,363	19,252	48.6%
May 9, 1989	Stettler	7,789	15	-	7,804	11,618	67.2%
November 23, 1987	Chinook	5,441	9	-	5,450	10,149	53.7%
December 11, 1985	Edmonton-Whitemud	9,900	10	-	9,910	30,082	32.9%
February 21, 1985	Spirit River-Fairview	6,839	11	-	6,850	10,545	65.0%
February 17, 1982	Olds-Didsbury	9,523	10	-	9,533	13,798	69.1%
November 21, 1979	Barrhead	6,342	29	-	6,371	11,409	55.8%


*Note: Declined ballots were not tracked or reported until 1995 for By-Elections. Declined ballots were first reported in Alberta for the 1993 General Election.*



# SECTION ONE

FORT MCMURRAY-CONKLIN BY-ELECTION

JULY 12, 2018







## INTRODUCTION

On March 5, 2018, a vacancy was created in the electoral division of Fort McMurray-Conklin. This occurred when Brian Jean resigned as a Member of the Legislative Assembly.

In accordance with sections 39 and 40 of the *Election Act* and by order of the Lieutenant Governor in Council, a Writ of Election was issued by the Chief Electoral Officer on June 14, 2018. The writ was transmitted to the returning officer for Fort McMurray-Conklin. The Writ of Election indicated an election date of Thursday, July 12, 2018.

The electoral division boundaries described in the *Electoral Divisions Act* (in force as of March 26, 2012) were used during the by-election.

## KEY DATES

<b>Thursday, June 14, 2018</b>	Writ of Election issued by the Chief Electoral Officer
<b>Thursday, June 14, 2018</b>	Revisions period began, allowing electors to have their names added to the List of Electors
<b>Thursday, June 21, 2018</b>	“Notice of Election” cards mailed to all addresses within the electoral division
<b>Monday, June 25, 2018</b>	Candidate Nominations closed (2:00 PM)
<b>Monday, June 25, 2018</b>	“Where-to-Vote” cards mailed to every registered elector and to each registered address in the electoral division
<b>Saturday, June 30, 2018</b>	Revisions to the Lists of Electors closed (4:00 PM)
<b>Tuesday, July 3, 2018 to Saturday, July 7, 2018</b>	Advance poll voting (5 days)
<b>Thursday, July 12, 2018</b>	Election Day
<b>Sunday, July 22, 2018</b>	Announcement of the official results by the Chief Electoral Officer
<b>Thursday, September 12, 2018</b>	Campaign period end
<b>Tuesday, November 13, 2018</b>	Candidate campaign period financial statement filing deadline
<b>Monday, January 14, 2019</b>	Political Party campaign period financial statement filing deadline
<b>Monday, January 14, 2019</b>	Third party election advertising return filing deadline

## APPOINTMENT OF RETURNING OFFICERS

The Chief Electoral Officer appointed **Karen Brebant** as the returning officer for the Fort McMurray-Conklin by-election, pursuant to section 9(1.1) of the *Election Act* (the Act). The appointment came into effect on February 8, 2018; and, ended on July 13, 2018.

The Chief Electoral Officer subsequently appointed **Joan Furber** as returning officer for Fort McMurray-Conklin. The appointment came into effect on July 14, 2018.

## THE BY-ELECTION

### CANDIDATE REGISTRATION AND NOMINATION

In total, five candidates registered with the Chief Electoral Officer in accordance with section 9 of the *Election Finances and Contributions Disclosure Act* (EFCDA) and five registered candidates filed candidate nomination papers in accordance with section 61 of the Act.

A listing by political party affiliation follows, showing the number of candidates that registered and filed nomination papers in the electoral division of Fort McMurray-Conklin.

Political Party Affiliation	Number of Candidates Registered	Number of Candidates Nominated
Alberta Liberal Party	1	1
Alberta New Democratic Party	1	1
Alberta Party	1	1
Green Party	1	1
United Conservative Party	1	1

## ADVANCE POLL

By legislation, advance polls were held from Tuesday July 3, 2018, through Saturday, July 7, 2018, from 9:00 am to 8:00 pm daily. There were two advance poll locations in the electoral division, where a total of three polling stations were established.

Nine election officers were recruited, hired, and trained for the advance poll, including supervisory deputy returning officers, registration officers, information officers, deputy returning officers and poll clerks.

In the by-election, a total of 946 valid ballots were cast at the advance polls over the five-day period, representing 23.6% of all valid ballots cast.

Electoral Division	Number of Valid Ballots All Polls	Number of Valid Ballots Advance Polls	Advance Poll Ballots Cast Percentage
Fort McMurray-Conklin	4,012	946	23.6%

## SPECIAL MOBILE POLL

In accordance with section 125.1 of the Act, a returning officer, in consultation with the Chief Electoral Officer, may establish one or more special mobile polls in facilities that include facilities on campuses, Indian Reserves, Métis settlements, work camps, correctional institutions and public buildings. Three such polls were held in the electoral division, in Janvier, Conklin, and Fort McKay First Nation.

A total of 128 valid ballots were cast.

## SPECIAL BALLOT POLL

A Special Ballot poll was held at the returning office in the electoral division, throughout the election period, to facilitate voting for electors who were not able to vote at the advance poll or on Election Day. Special Ballots were picked-up, mailed-out to, or completed by the elector in the returning office. Additionally, Special Ballots could be requested for mail-out from Elections Alberta.

A total of 124 valid Special Ballots were cast.

## ELECTION DAY

Election Day was held on Thursday, July 12, 2018. There were 36 polling stations in thirteen polling locations within the electoral division of Fort McMurray-Conklin. The returning office recruited, hired, and trained 100 election officers to work at the polls.

All polling locations opened on time at 9:00 am.

Election Day registrations are a good measure of the quality of the List of Electors provided by Elections Alberta for use by election officers and political participants. On Election Day, a total of 607 electors were not on the List of Electors and had to register to vote by completing a Declaration of Elector. Based on the total number of names on the List after declarations were added (12,370), 4.9% of electors were not already registered.

There were 4,012 valid ballots cast in the by-election. Over 84.9% of those who voted in the by-election were already registered at their current address.

Voter turnout is traditionally low in by-elections compared to provincial general election turnout, and this time was no exception. During the by-election, 32.6% of eligible electors cast a ballot.

## POST ELECTION

The Chief Electoral Officer announced the official results of the by-elections on July 22, 2018.

**Ms. Laila Goodridge**, representing the **United Conservative Party**, was duly elected in Fort McMurray-Conklin.

The Writ of Election and the Returning Officer's Certificate and Return certifying the candidate's election were returned to the Chief Electoral Officer on July 17, 2018.

The by-election return was published in the August 15, 2018 issue of the Alberta Gazette.

No application was made to the Courts for a judicial recount pursuant to section 144 of the Act. No controverted election petition was filed for the by-election.

The total cost of the by-election in Fort McMurray-Conklin was \$174,241. See page 20 for a breakdown of costs.

## FINANCIAL DISCLOSURE

Registered by-election candidates are required to file Campaign Period Financial Statements with Elections Alberta by November 13, 2018. Disclosure of the candidates' election expenses will be available on our website ([www.elections.ab.ca](http://www.elections.ab.ca)) in accordance with section 4(1)(f) of the *Election Finances and Contributions Disclosure Act*.

Registered political parties that participated in the by-election are required to file audited financial statements by January 14, 2019. These statements list funds received, campaign expenditures and transfer of funds and/or materials.

Registered third party election advertisers who engage in election advertising are required to file weekly reports about advertising contributions received during the election period. No registered third party election advertisers were engaged in election advertising during the by-election; and, therefore were not required to file weekly reports relating to this event. Registered third party election advertisers are, however, required to file a third party election advertising return by January 14, 2019.

In accordance with section 11 of the EFCDA, all financial statements will be available for inspection in the public files maintained by this Office and are posted in summary form on the Elections Alberta website.

## OVERVIEW OF RESULTS AND STATISTICS

### SUMMARY OF RESULTS BY CANDIDATE FOR FORT MCMURRAY-CONKLIN

Candidate	Party	Valid Votes	% of Votes	Names on List	% Turnout
<b>Laila Goodridge</b>	<b>UCP</b>	<b>2,689</b>	<b>67.0%</b>		
Jane Stroud	NDP	1,149	28.6%		
Sid Fayad	AP	103	2.6%		
Robin Le Fevre	LIB	42	1.0%		
Brian Deheer	GPA	29	0.7%		
		4,012	100%	31,067	35.0%

*Note: Percentage of voter turnout includes rejected and declined ballots, in addition to valid ballots cast, as reflected in the poll-by-poll results commencing on page 18. Names appear in order of number of valid votes received. The name in bold print represents the elected candidate. Percentage of votes polled may not sum to 100% due to rounding.*

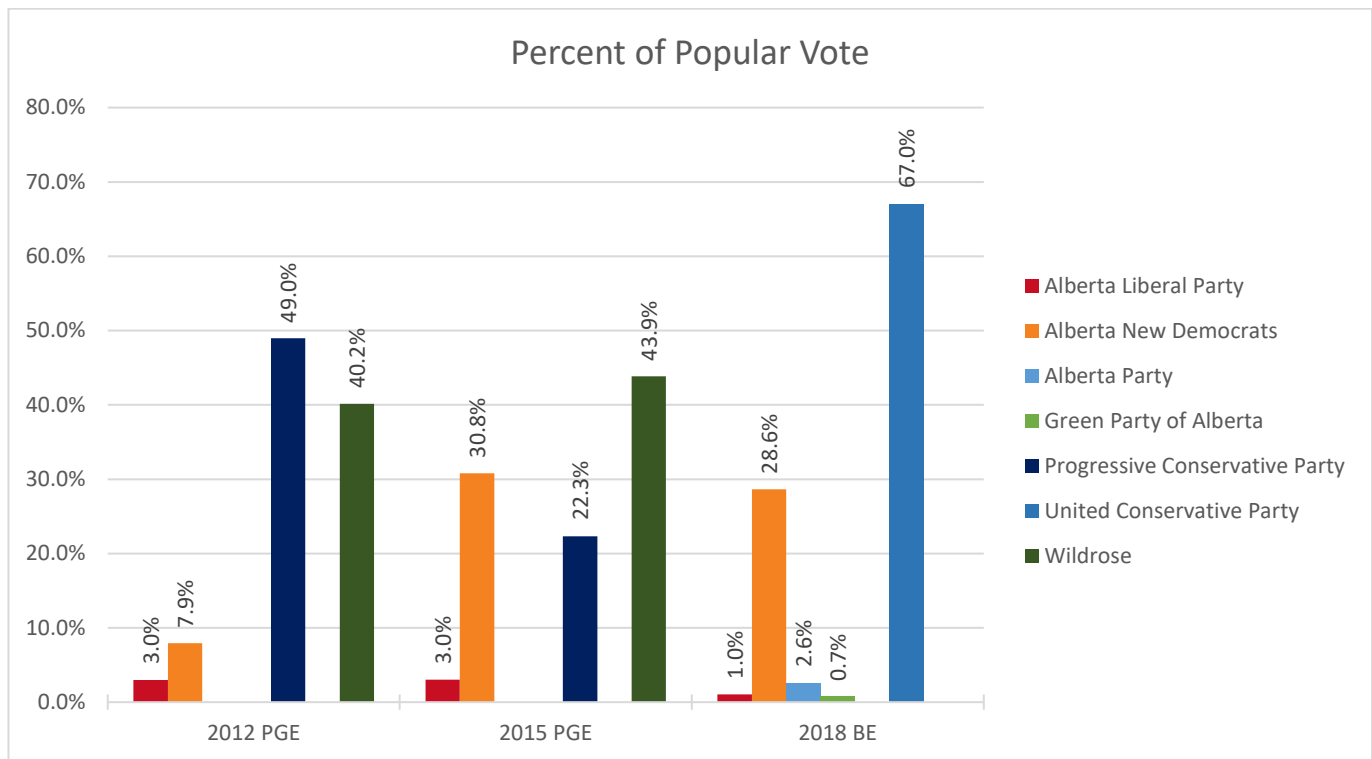
*Voter turnout is calculated based on the elector count on the post-Election Day List of Electors. The lists include the number of names on the List of Electors, with the additions of elector information from the revision period, online registrations, and Election Day declarations.*

#### Political Party Affiliation Abbreviations:

AP: Alberta Party  
GPA: Green Party of Alberta  
LIB: Alberta Liberal Party  
NDP: Alberta New Democratic Party  
UCP: United Conservative Party

## DEMOGRAPHICS

### PERCENT OF POPULAR VOTE



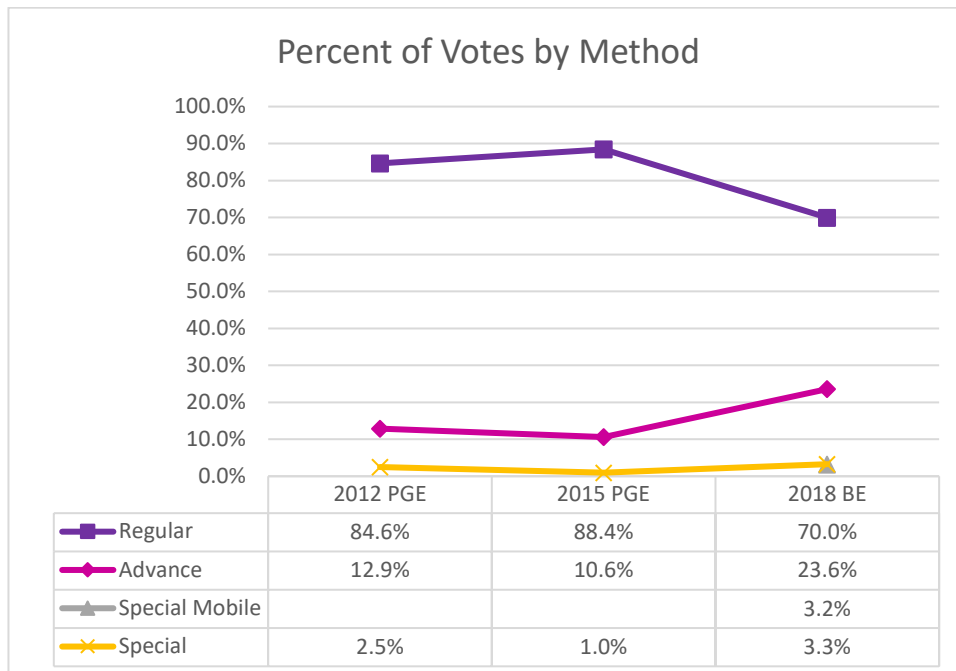
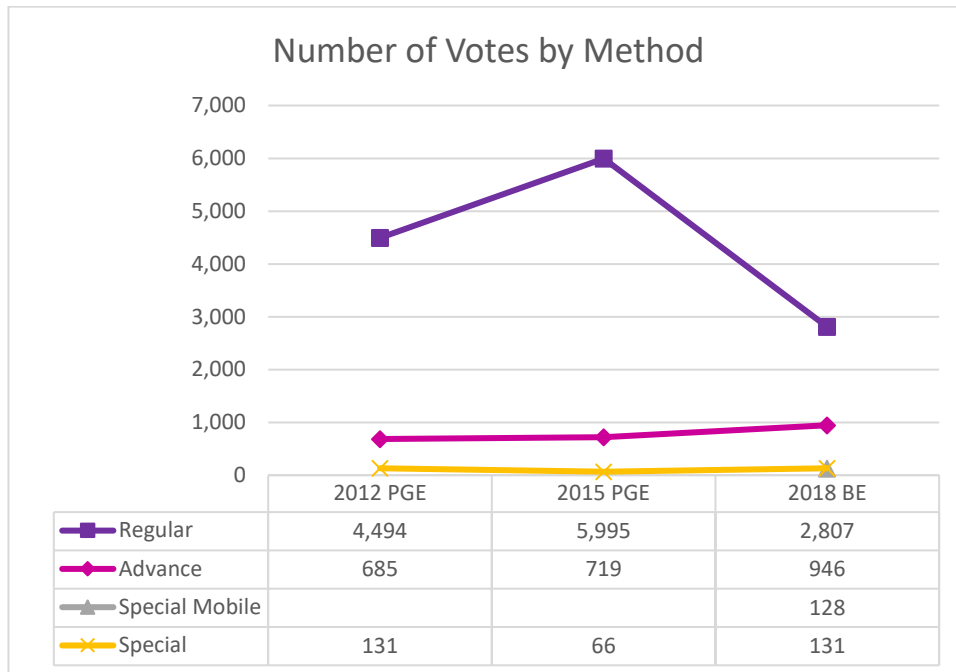
In past elections within the Fort McMurray-Conklin electoral division, both the Wildrose Party and Progressive Conservative Party have won seats. In the 2018 by-election, the candidate from the United Conservative Party won the seat, capturing 67.0% of the popular vote.

#### LEGEND:

---

PGE - Provincial General Election  
BE - By-election

## VOTES BY METHOD



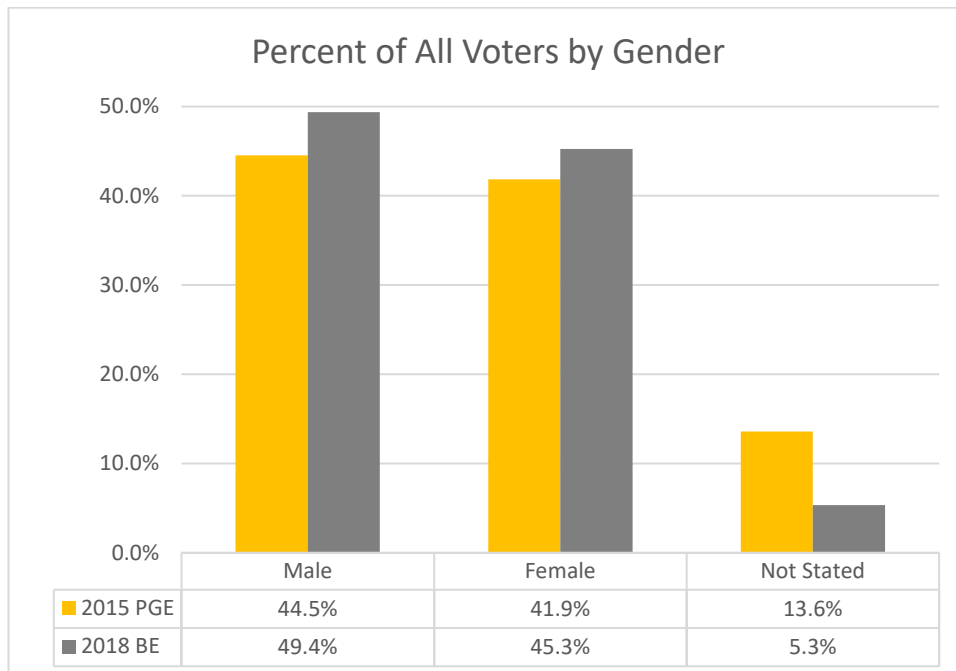
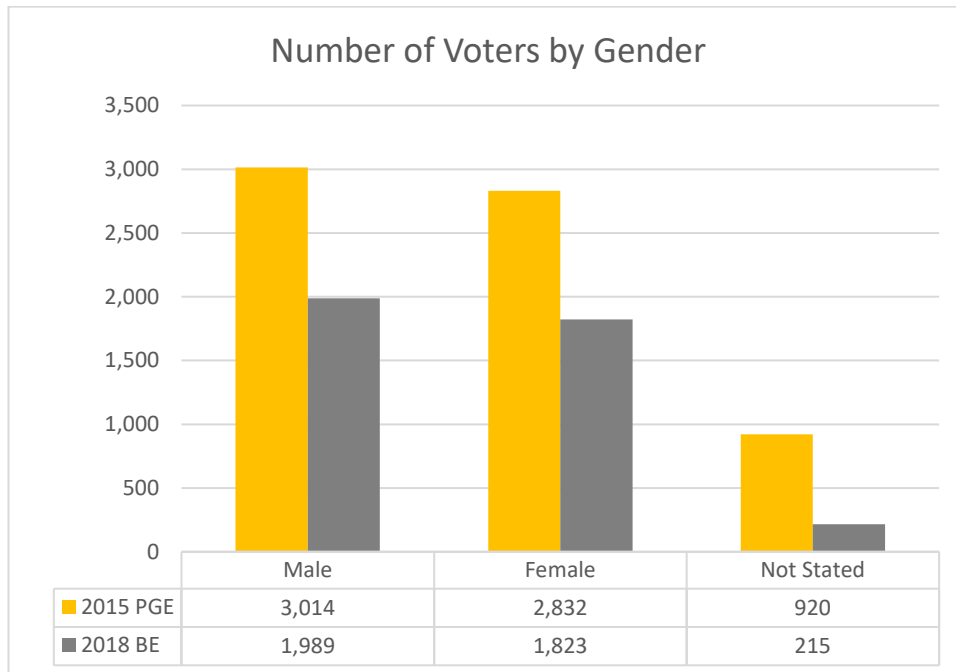
There were 2,728 less ballots cast in the 2018 by-election compared to the 2015 Provincial General Election. The percent of ballots cast in the advance poll increased significantly from 10.6% in the provincial election to 23.6% in the 2018 by-election. We anticipate this growth in advanced poll voting by electors to continue into the 2019 Provincial General Election when there will be an additional 5<sup>th</sup> day of advance voting provided.

### LEGEND:

PGE - Provincial General Election  
BE - By-election



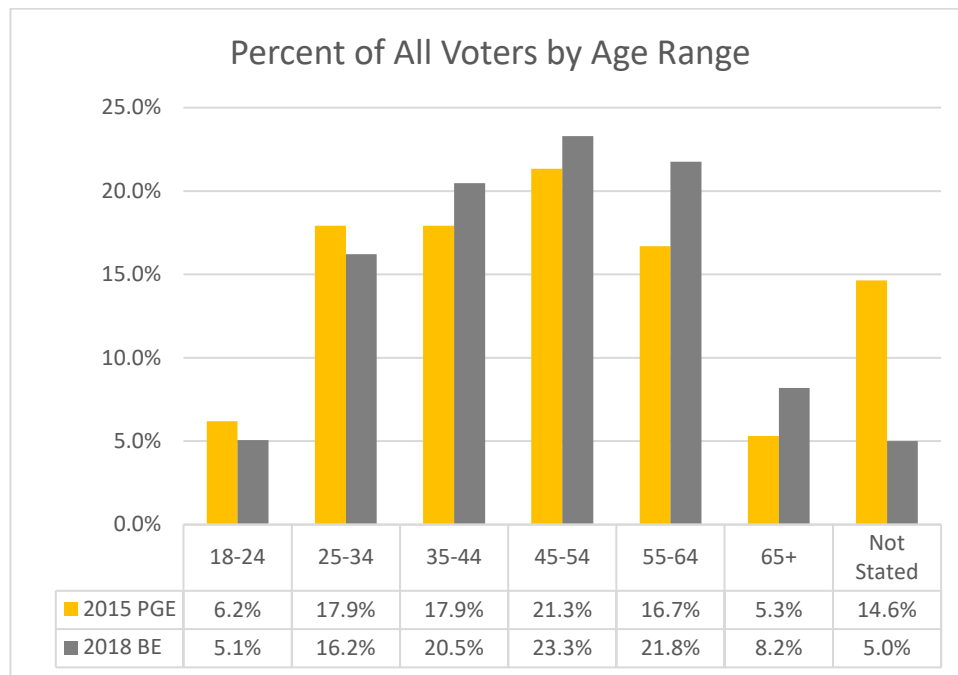
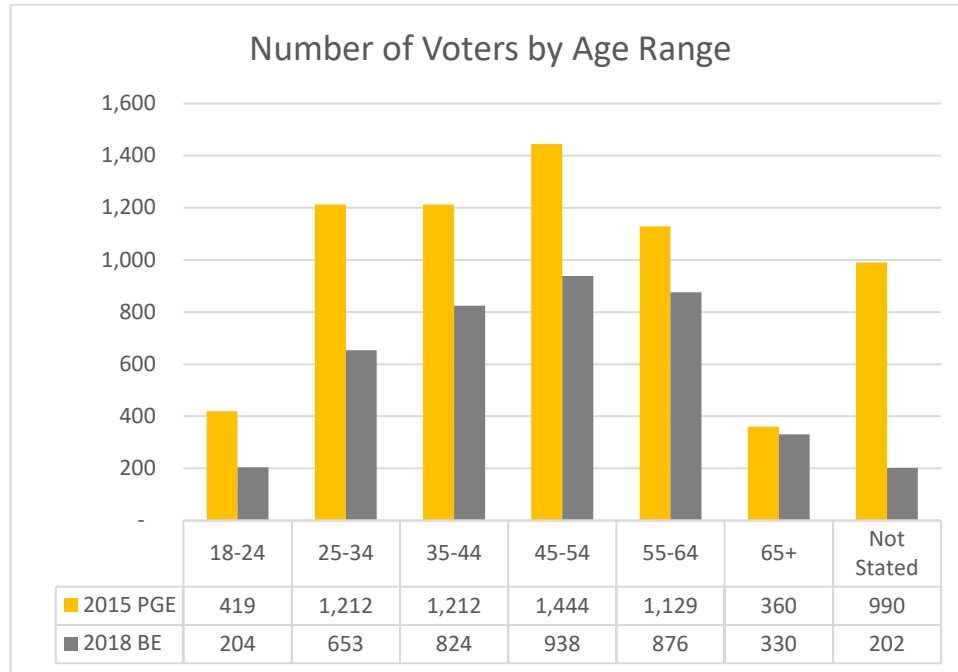
## GENDER STATISTICS



### LEGEND:

PGE - Provincial General Election  
BE - By-election

## AGE STATISTICS




### LEGEND:

PGE - Provincial General Election  
BE - By-election

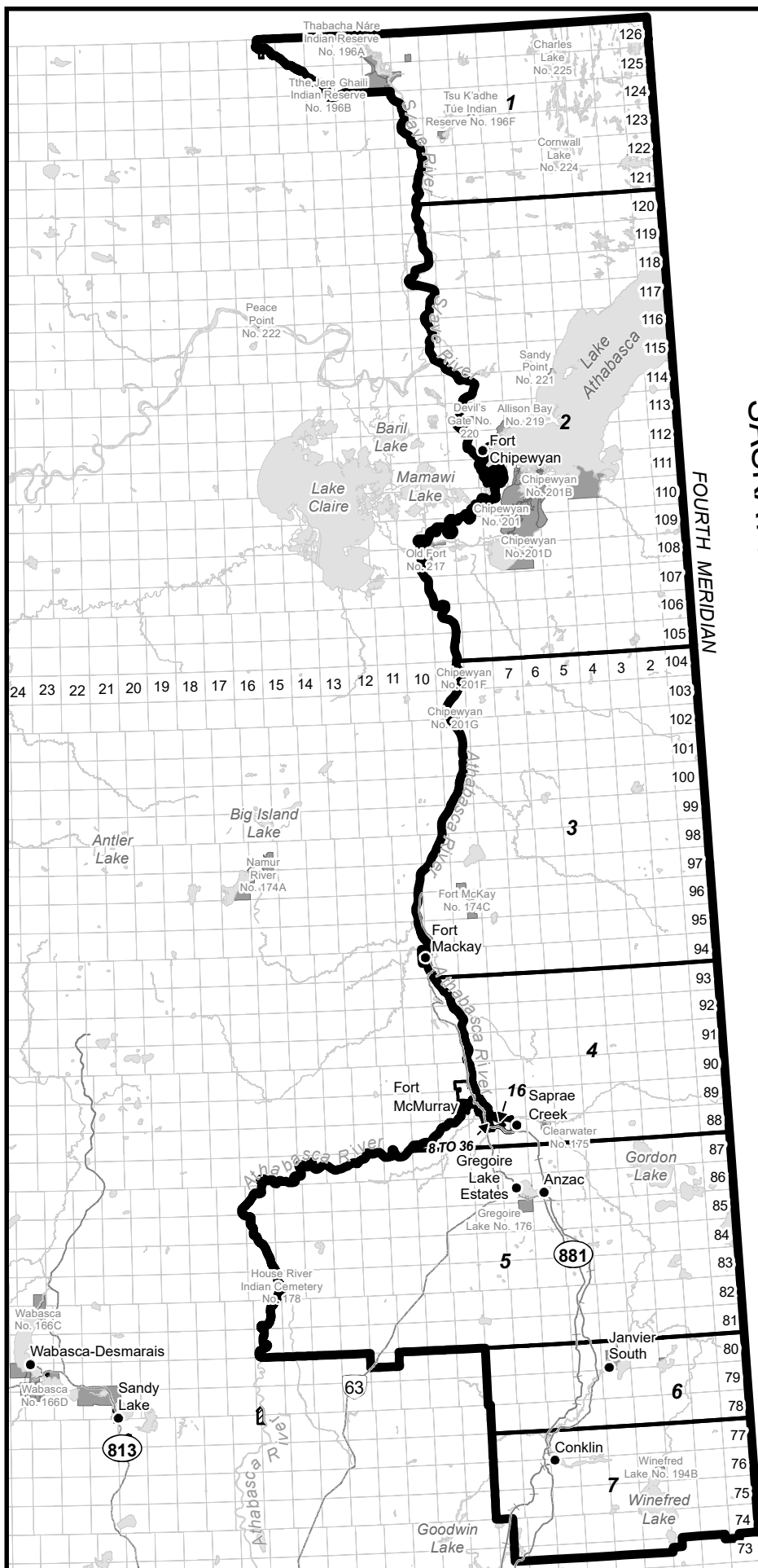
# **SUMMARY OF RESULTS BY POLL**

FORT MCMURRAY-CONKLIN



# SASKATCHEWAN


FOURTH MERIDIAN





PROVINCIAL ELECTORAL  
DIVISION OF  
**58 FORT MCMURRAY-  
CONKLIN**  
AS DEFINED BY THE ELECTORAL  
DIVISIONS ACT, 2010

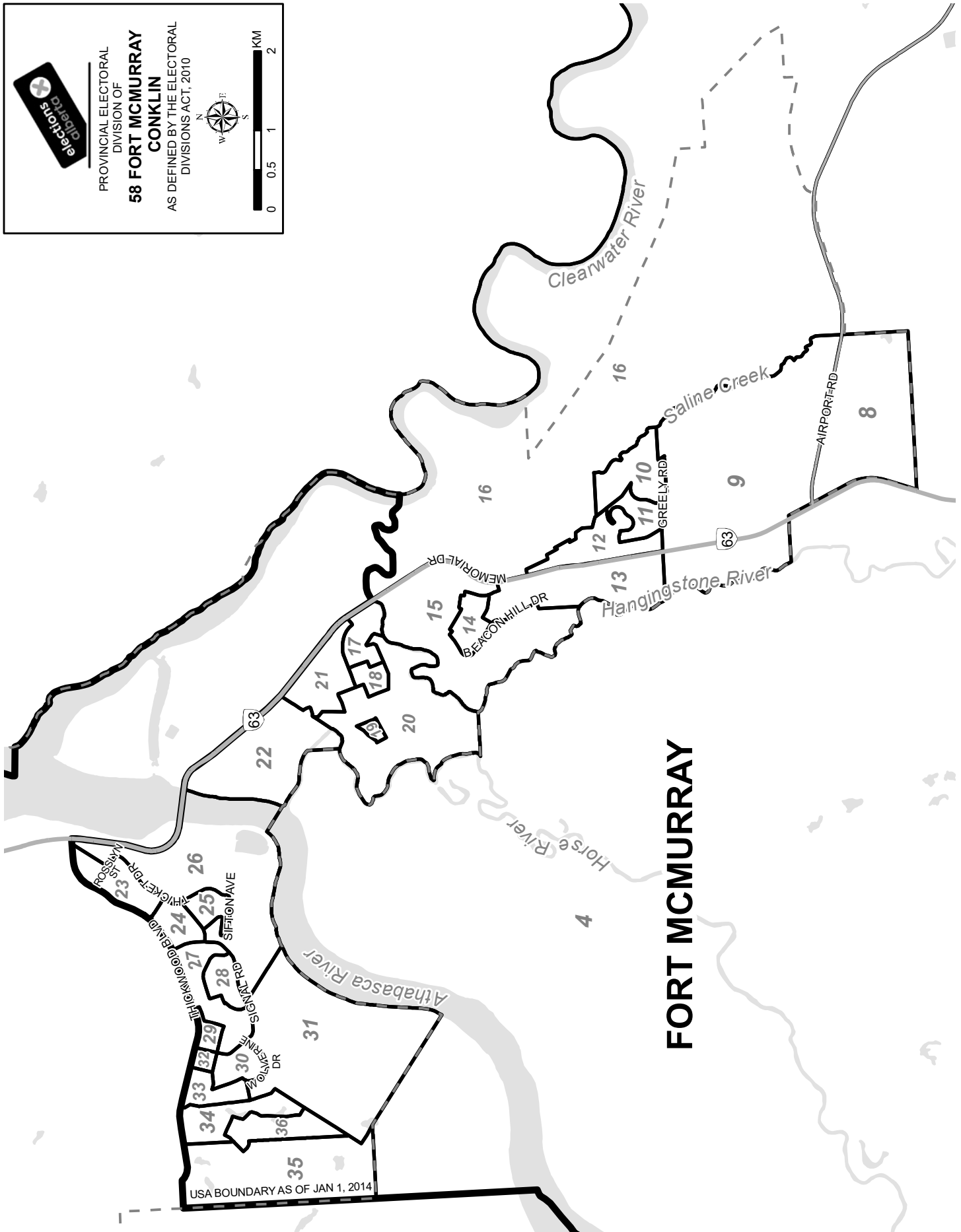


0 40 80 KM



**PROVINCIAL ELECTORAL  
DIVISION OF**  
**58 FORT MCMURRAY**  
**CONKLIN**  
 AS DEFINED BY THE ELECTORAL  
 DIVISIONS ACT, 2010



# Fort McMurray-Conklin Poll by Poll Results

Poll	Type	Names on List	BRIAN DEHEER	SID FAYAD	LAILA GOODRIDGE	ROBIN LE FEVRE	JANE STROUD					Voter Turnout (%)
			GPA	AP	UCP	LIB	NDP	V	D	R	S	
001 - FORT FITZGERALD*	Regular	2	0	0	0	0	0	0	0	0	0	0.0
002 - FORT CHIPEWYAN	Regular	332	0	1	3	1	89	94	0	0	0	28.3
003 - FORT MACKAY	Regular	202	0	5	13	2	15	35	0	0	0	17.3
004 - SAPRAE CREEK	Regular	536	1	6	139	0	18	164	0	0	1	30.6
005 - ANZAC	Regular	524	2	6	104	2	98	212	0	1	0	40.6
006 - JANVIER	Regular	151	0	0	2	0	70	72	0	1	0	48.3
007 - CONKLIN	Regular	144	4	0	3	0	25	32	0	0	0	22.2
008 - PRAIRIE CREEK ESTATES	Regular	507	0	1	82	0	9	92	0	0	0	18.1
009 - GREENBRIAR BAY	Regular	440	0	0	44	1	16	61	0	0	0	13.9
010 - GREY CRESCENT	Regular	335	0	0	47	0	9	56	0	0	0	16.7
011 - GRENOBLE CRESCENT	Regular	430	0	2	37	1	8	48	0	0	0	11.2
012 - GRANDVIEW CRESCENT	Regular	337	0	0	38	1	12	51	0	0	0	15.1
013 - BEACONHILL DRIVE	Regular	305	0	4	34	1	20	59	0	0	0	19.3
014 - BEAVERGLEN CLOSE	Regular	420	0	5	80	2	11	98	0	0	0	23.3
015 - BEAVERLODGE CLOSE	Regular	230	0	4	40	0	7	51	0	0	0	22.2
016 - WATERWAYS / DRAPER	Regular	357	1	2	60	0	9	72	0	0	0	20.2
017 - GRAYLING TERRACE	Regular	266	0	1	46	0	9	56	0	0	0	21.1
018/019 - ATHABASCA CRESCENT / 201 ABASAND DRIVE	Combined	452	2	4	33	0	15	54	0	0	0	11.9
020 - HILLVIEW PARK	Regular	203	0	0	12	0	4	16	0	0	0	7.9
021 - 401 RAVINE PARK	Regular	257	0	0	29	0	8	37	0	0	0	14.4
022 - ATHABASCA AVENUE	Regular	600	0	3	117	0	14	134	0	0	0	22.3
023 - ROSS HAVEN DRIVE	Regular	476	2	4	90	1	28	125	0	1	0	26.5
024 - SITKA DRIVE	Regular	343	0	1	51	0	15	67	0	0	0	19.5
025 - SIFTON AVENUE	Regular	372	0	2	84	1	25	112	0	1	0	30.4
026 - SILVERSPRINGS DRIVE	Regular	339	0	1	78	1	11	91	0	0	0	26.8
027 - CEDARWOODS	Regular	506	1	6	68	2	28	105	0	3	0	21.3
028 - HILLCREST DRIVE	Regular	416	0	4	104	1	16	125	0	0	0	30.0
029 - SIGNAL HILL PLACE	Regular	264	0	2	34	0	11	47	0	0	0	17.8
030 - WINDSOR DRIVE	Regular	402	0	5	58	2	34	99	0	0	1	24.6
031 - WOLVERINE DRIVE	Regular	348	1	2	92	0	22	117	0	1	1	33.9
032 - STROUD BAY	Regular	208	0	3	10	0	5	18	0	0	0	8.7
033 - TUNDRA DRIVE	Regular	371	1	3	67	0	14	85	0	0	0	22.9
034 - WOOD BUFFALO WAY	Regular	352	3	1	88	1	13	106	0	0	0	30.1
035 - WARREN WAY	Regular	326	0	2	62	1	6	71	0	0	0	21.8
036 - WILLIAMS DRIVE	Regular	617	0	7	119	3	23	152	0	0	1	24.6
037 - FORT CHIPEWYAN	Advance		1	5	8	6	135	155	0	0	0	
038 - FORT MCMURRAY 1	Advance		2	3	263	2	83	353	0	0	0	
039 - FORT MCMURRAY 2	Advance		0	5	348	1	84	438	0	0	1	
040 - CONKLIN	Special Mobile		0	1	1	4	44	50	0	0	0	
041 - JANVIER	Special Mobile		0	0	1	0	54	55	0	0	0	
042 - FORT MCKAY FIRST NATION	Special Mobile		1	0	16	1	5	23	0	0	0	

**V - VALID BALLOTS    D - DECLINED BALLOTS    R - REJECTED BALLOTS    S - SPOILED BALLOTS**

# Fort McMurray-Conklin Poll by Poll Results

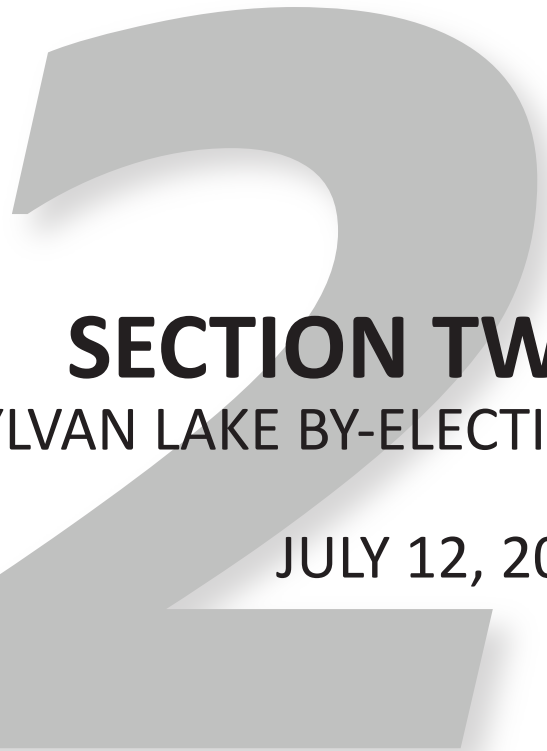
Poll	Type	Names on List	BRIAN DEHEER	SID FAYAD	LAILA GOODRIDGE	ROBIN LE FEVRE	JANE STROUD					Voter Turnout (%)
			GPA	AP	UCP	LIB	NDP	V	D	R	S	
043 - SPECIAL BALLOTS	Special		7	2	84	4	27	124	0	7	0	
	Total (Regular)		18	87	1,968	24	717	2,814	0	8	4	
	Total (Advance)		3	13	619	9	302	946	0	0	1	
	Total (Special Mobile)		1	1	18	5	103	128	0	0	0	
	Total (All)	12,370	29	103	2,689	42	1,149	4,012	0	15	5	32.6

\* Voters in Fort Fitzgerald reside in an area deemed to be remote; and, are therefore not typically serviced by a regular poll. Instead, voters in this region vote using the Special Ballot process. The results above reflect this variance.

## FINANCIAL SUMMARY

Fort McMurray-Conklin 2018 By-election	Total
Employer Contributions	\$ 1,224
Travel	2,828
Advertising	5,477
Freight and Postage	18,694
Rentals - Returning Officer's Office	21,667
Rentals - Polling Places	5,970
Telephones and Communications	564
Contract Services - Printing	6,618
Contract Services - Returning Officer's Office Staff	26,801
Contract Services - Polling Staff	49,995
Technology Services	25,550
Hosting	228
Election Materials and Supplies	8,625
<b>TOTAL EXPENSES</b>	<b>\$ 174,241</b>






# **SECTION TWO**

INNISFAIL-SYLVAN LAKE BY-ELECTION

JULY 12, 2018





## INTRODUCTION

On February 2, 2018, a vacancy was created in the electoral division of Innisfail-Sylvan Lake. This occurred when Don MacIntyre resigned as a Member of the Legislative Assembly.

In accordance with sections 39 and 40 of the *Election Act* and by order of the Lieutenant Governor in Council, a Writ of Election was issued by the Chief Electoral Officer on June 14, 2018. The writ was transmitted to the returning officer for Innisfail-Sylvan Lake. The Writ of Election indicated an election date of Thursday, July 12, 2018.

The electoral division boundaries described in the *Electoral Divisions Act* (in force as of March 26, 2012) were used during the by-election.

## KEY DATES

<b>Thursday, June 14, 2018</b>	Writ of Election issued by the Chief Electoral Officer
<b>Thursday, June 14, 2018</b>	Revisions period began, allowing electors to have their names added to the List of Electors
<b>Thursday, June 21, 2018</b>	“Notice of Election” cards mailed to all addresses within the electoral division
<b>Monday, June 25, 2018</b>	Candidate Nominations closed (2:00 PM)
<b>Monday, June 25, 2018</b>	“Where-to-Vote” cards mailed to every registered elector and to each registered address in the electoral division
<b>Saturday, June 30, 2018</b>	Revisions to the Lists of Electors closed (4:00 PM)
<b>Tuesday, July 3, 2018 to Saturday, July 7, 2018</b>	Advance poll voting (5 days)
<b>Thursday, July 12, 2018</b>	Election Day
<b>Sunday, July 22, 2018</b>	Announcement of the official results by the Chief Electoral Officer
<b>Thursday, September 12, 2018</b>	Campaign period end
<b>Tuesday, November 13, 2018</b>	Candidate campaign period financial statement filing deadline
<b>Monday, January 14, 2019</b>	Political Party campaign period financial statement filing deadline
<b>Monday, January 14, 2019</b>	Third party election advertising return filing deadline

## APPOINTMENT OF RETURNING OFFICER

The Chief Electoral Officer appointed **Carla Gabert** as the returning officer for the Innisfail-Sylvan Lake by-election, pursuant to section 9(1.1) of the *Election Act* (the Act). The appointment came into effect on February 8, 2018.

## THE BY-ELECTION

### CANDIDATE REGISTRATION AND NOMINATION

In total, seven candidates registered with the Chief Electoral Officer in accordance with section 9 of the *Election Finances and Contributions Disclosure Act* (EFCDA) and five registered candidates filed candidate nomination papers in accordance with section 61 of the Act.

A listing by political party affiliation follows, showing the number of candidates that registered and filed nomination papers in the electoral division of Innisfail-Sylvan Lake.

Political Party Affiliation	Number of Candidates Registered	Number of Candidates Nominated
Alberta Liberal Party	1	1
Alberta New Democratic Party	1	1
Alberta Party	1	1
Green Party	1	0
Reform Party	1	0
United Conservative Party	1	1
Independent	1	1

## ADVANCE POLL

By legislation, advance polls were held from Tuesday July 3, 2018, through Saturday, July 7, 2018, from 9:00 am to 8:00 pm daily. There were three advance poll locations in the electoral division, where a total of five polling stations were established.

Sixteen election officers were recruited, hired, and trained for the advance poll, including supervisory deputy returning officers, registration officers, information officers, deputy returning officers and poll clerks.

In the by-election, a total of 2,841 valid ballots were cast at the advance polls over the five-day period, representing 28.9% of all valid ballots cast.

Electoral Division	Number of Valid Ballots All Polls	Number of Valid Ballots Advance Polls	Advance Poll Ballots Cast Percentage
Innisfail-Sylvan Lake	9,831	2,841	28.9%

## MOBILE POLL

By legislation, mobile polls are to be held on Election Day, in treatment centres, supportive living facilities, emergency shelters or community support centres with ten or more electors, where consultation with facility staff determines the service to be appropriate.

A deputy returning officer and a poll clerk, along with a facility representative, either set up a stationary poll in a fixed location, move from bedside-to-bedside, or both, depending on the situation. This by-election saw two mobile polls held in the electoral division.

A total of 50 valid ballots were cast.

## SPECIAL BALLOT POLL

A Special Ballot poll was held at the returning office in the electoral division, throughout the election period, to facilitate voting for electors who were not able to vote at the advance poll or on Election Day. Special Ballots were picked-up, mailed-out to, or completed by the elector in the returning office. Additionally, Special Ballots could be requested for mail-out from Elections Alberta.

A total of 47 valid Special Ballots were cast.

## ELECTION DAY

Election Day was held on Thursday, July 12, 2018. There were 78 polling stations in sixteen polling locations within the electoral division of Innisfail-Sylvan Lake. The returning office recruited, hired, and trained 200 election officers to work at the polls. Two of these election officers were supplied to polling stations to act as site monitors, at the request of the facility.

All polling locations opened on time at 9:00 am.

Election Day registrations are a good measure of the quality of the List of Electors provided by Elections Alberta for use by election officers and political participants. On Election Day, a total of 886 electors were not on the List of Electors and had to register to vote by completing a Declaration of Elector. Based on the total number of names on the List after declarations were added (31,604), 2.8% of electors were not already registered.

There were 9,831 valid ballots cast in the by-election. Over 91.0% of those who voted in the by-election were already registered at their current address.

Voter turnout is traditionally low in by-elections compared to provincial general election turnout, and this time was no exception. During the by-election, 31.2% of eligible electors cast a ballot.

## POST ELECTION

The Chief Electoral Officer announced the official results of the by-elections on July 22, 2018.

**Mr. Devin Dreesen**, representing the **United Conservative Party**, was duly elected in Innisfail-Sylvan Lake.

The Writ of Election and the Returning Officer's Certificate and Return certifying the candidate's election were returned to the Chief Electoral Officer on July 20, 2018.

The by-election return was published in the August 15, 2018 issue of the Alberta Gazette.

No application was made to the Courts for a judicial recount pursuant to section 144 of the Act. No controverted election petition was filed for the by-election.

The total cost of the by-election in Innisfail-Sylvan Lake was \$205,963. See page 40 for a breakdown of costs.

## FINANCIAL DISCLOSURE

Registered by-election candidates are required to file Campaign Period Financial Statements with Elections Alberta by November 13, 2018. Disclosure of the candidates' election expenses will be available on our website ([www.elections.ab.ca](http://www.elections.ab.ca)) in accordance with section 4(1)(f) of the *Election Finances and Contributions Disclosure Act*.

Registered political parties that participated in the by-election are required to file audited financial statements by January 14, 2019. These statements list funds received, campaign expenditures and transfer of funds and/or materials.

Registered third party election advertisers who engage in election advertising are required to file weekly reports about advertising contributions received during the election period. No registered third party election advertisers were engaged in election advertising during the by-election; and, therefore were not required to file weekly reports relating to this event. Registered third party election advertisers are, however, required to file a third party election advertising return by January 14, 2019.

In accordance with section 11 of the EFCDA, all financial statements will be available for inspection in the public files maintained by this Office and are posted in summary form on the Elections Alberta website.

## OVERVIEW OF RESULTS AND STATISTICS

### SUMMARY OF RESULTS BY CANDIDATE FOR INNISFAIL-SYLVAN LAKE

Candidate	Party	Valid Votes	% of Votes	Names on List	% Turnout
<b>Devin Dreeshen</b>	<b>UCP</b>	<b>8,029</b>	<b>81.7%</b>		
Nicole Mooney	NDP	915	9.3%		
Abigail Douglass	AP	731	7.4%		
Nick Jansen	LIB	93	0.9%		
David Inscho	IND	63	0.6%		
		9,831	100%	31,604	31.2%

*Note: Percentage of voter turnout includes rejected and declined ballots, in addition to valid ballots cast, as reflected in the poll-by-poll results commencing on page 37. Names appear in order of number of valid votes received. The name in bold print represents the elected candidate. Percentage of votes polled may not sum to 100% due to rounding.*

*Voter turnout is calculated based on the elector count on the post-Election Day List of Electors. The lists include the number of names on the List of Electors, with the additions of elector information from the revision period, online registrations, and Election Day declarations.*

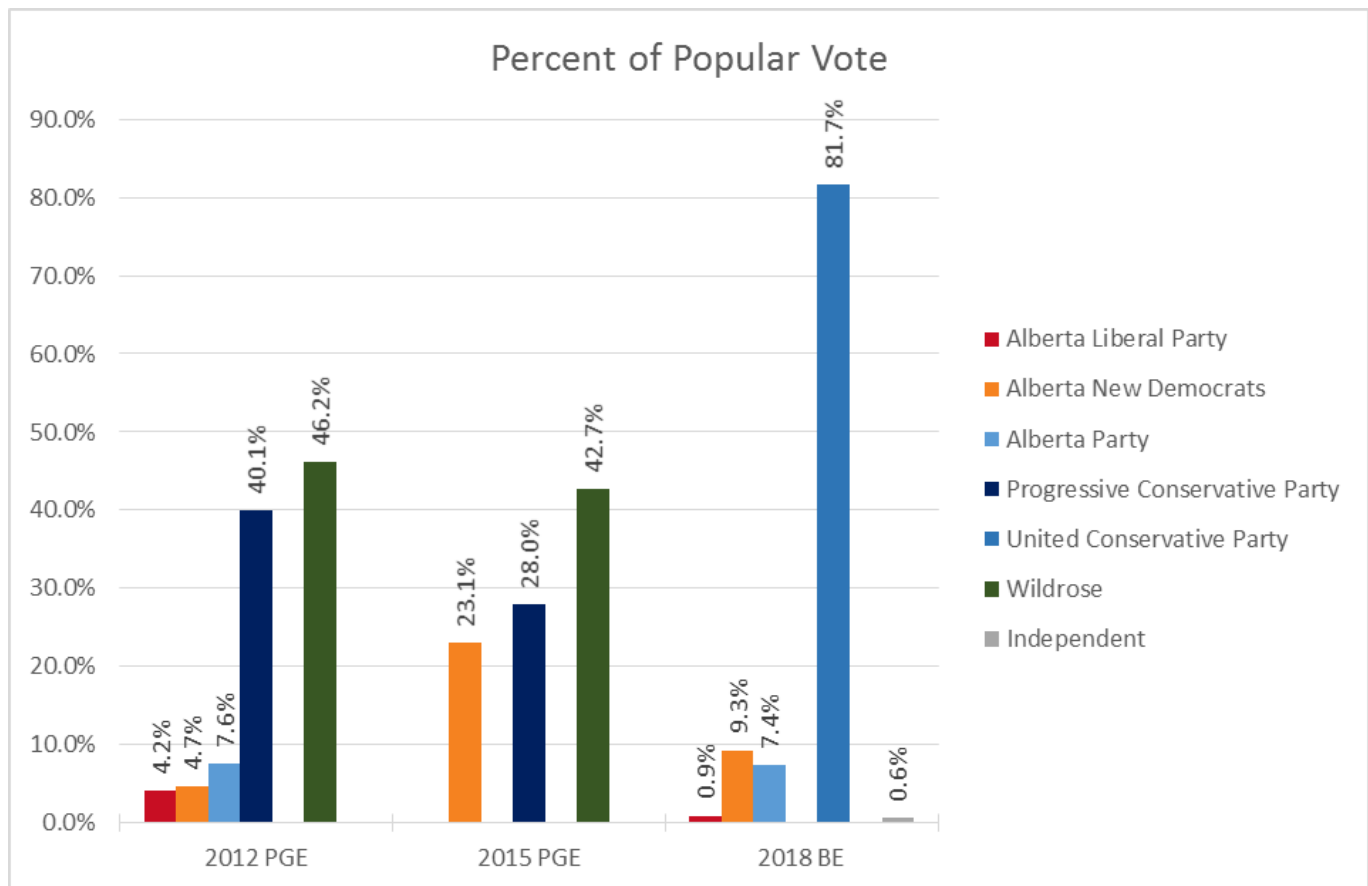
#### Political Party Affiliation Abbreviations:

AP: Alberta Party  
LIB: Alberta Liberal Party  
NDP: Alberta New Democratic Party  
UCP: United Conservative Party  
IND: Independent



## DEMOGRAPHICS

### PERCENT OF POPULAR VOTE

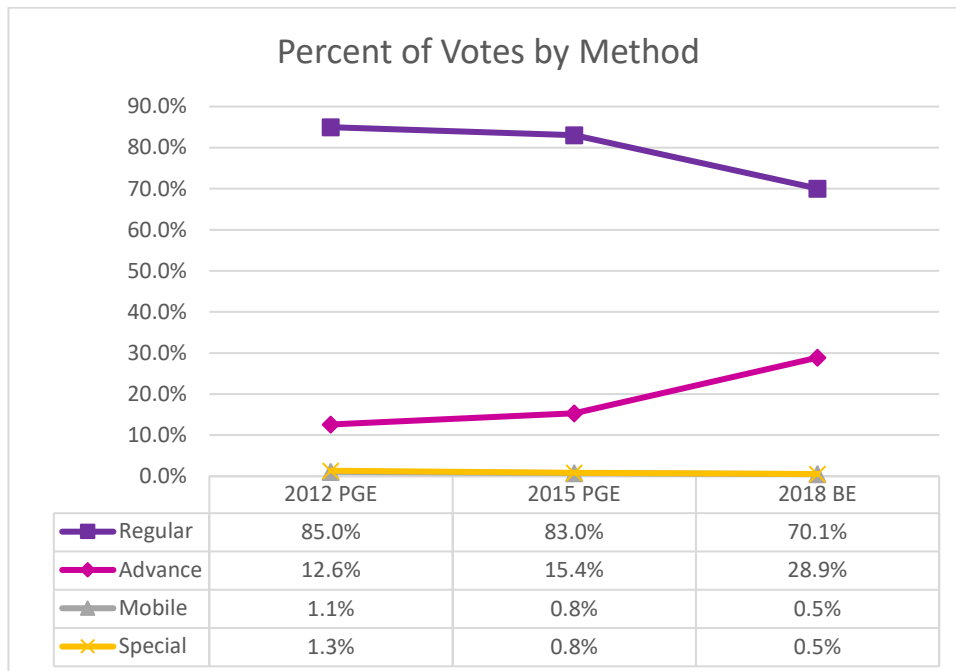
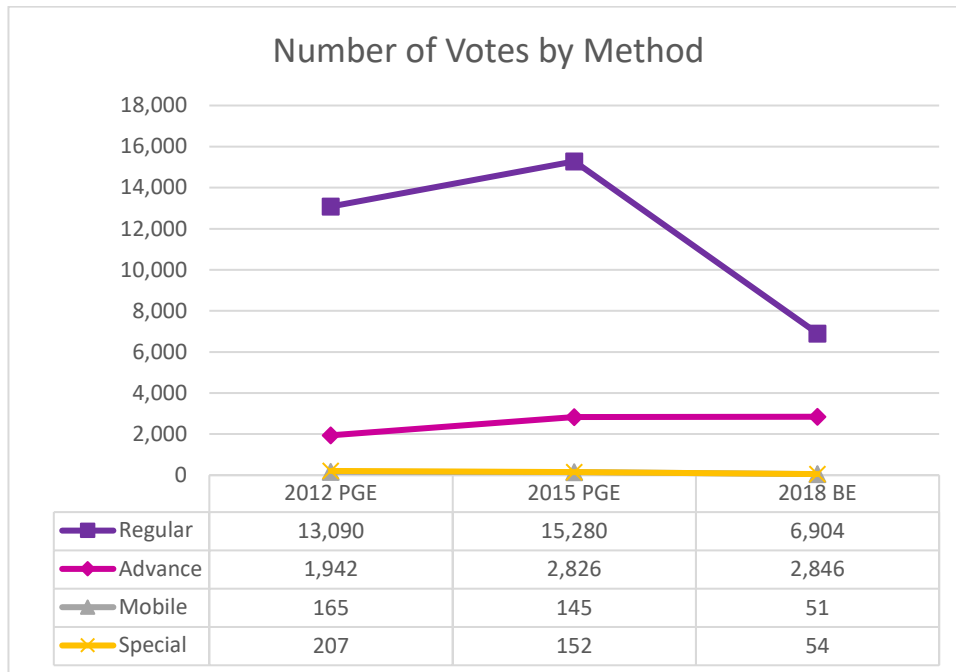


In both of the past elections within Innisfail-Sylvan Lake, the seat for this electoral division has been won by a candidate from the Wildrose Party, with an average of 44.5% of the popular vote; however, in the 2018 by-election, the candidate from the United Conservative Party won the seat, capturing 81.7% of the popular vote.

#### LEGEND:

PGE - Provincial General Election  
BE - By-election

## VOTES BY METHOD

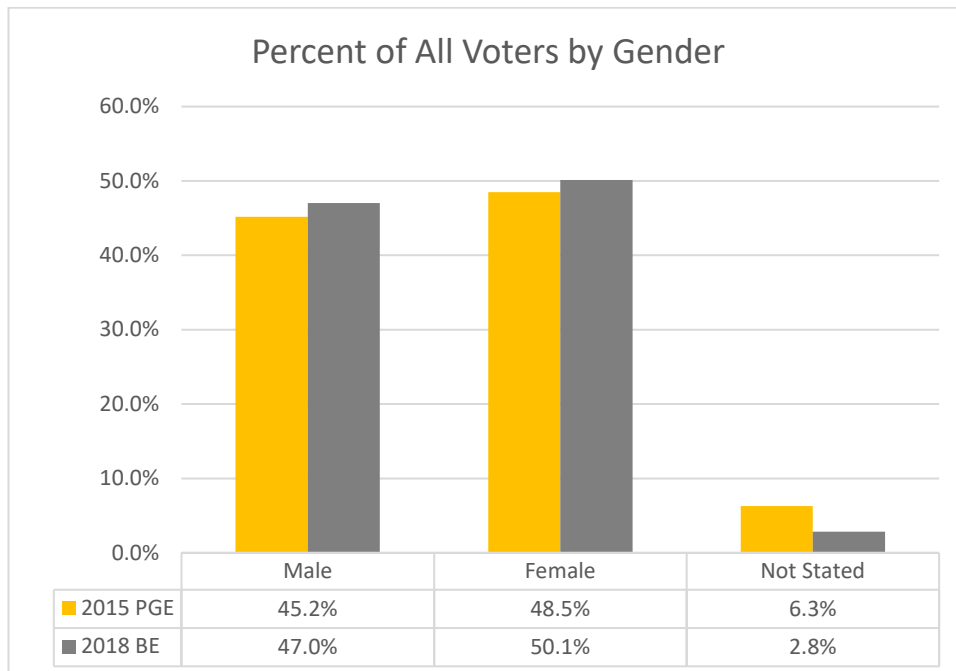
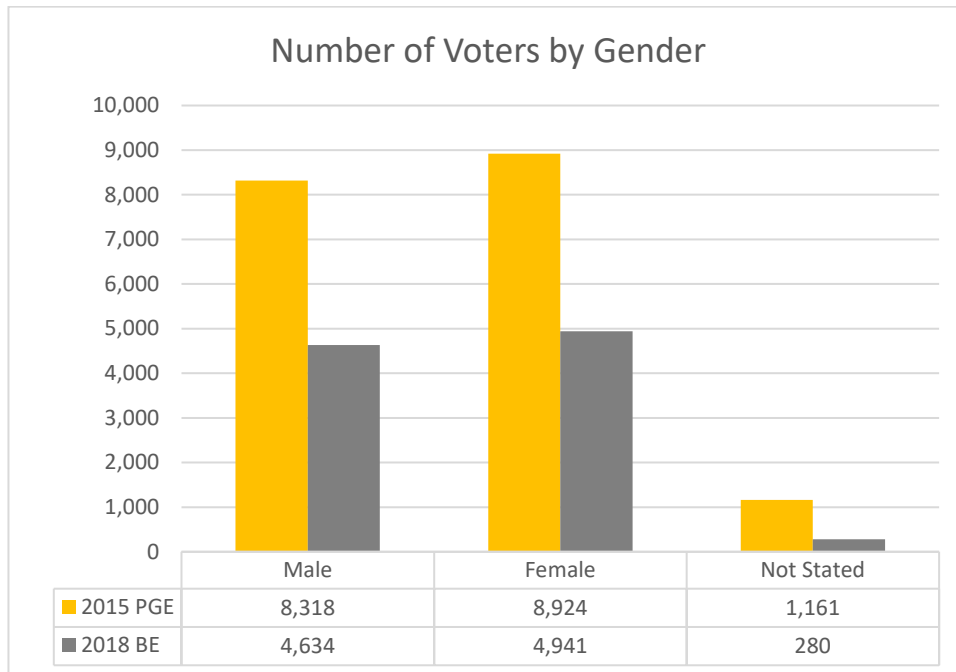


There were 8,548 less ballots cast in the 2018 by-election compared to the 2015 Provincial General Election. The percent of ballots cast in the advance poll increased significantly from 15.4% in the provincial election to 28.9% in the 2018 by-election. We anticipate this growth in advanced poll voting by electors to continue into the 2019 Provincial General Election when there will be an additional 5<sup>th</sup> day of advance voting provided.

### LEGEND:

PGE - Provincial General Election  
BE - By-election

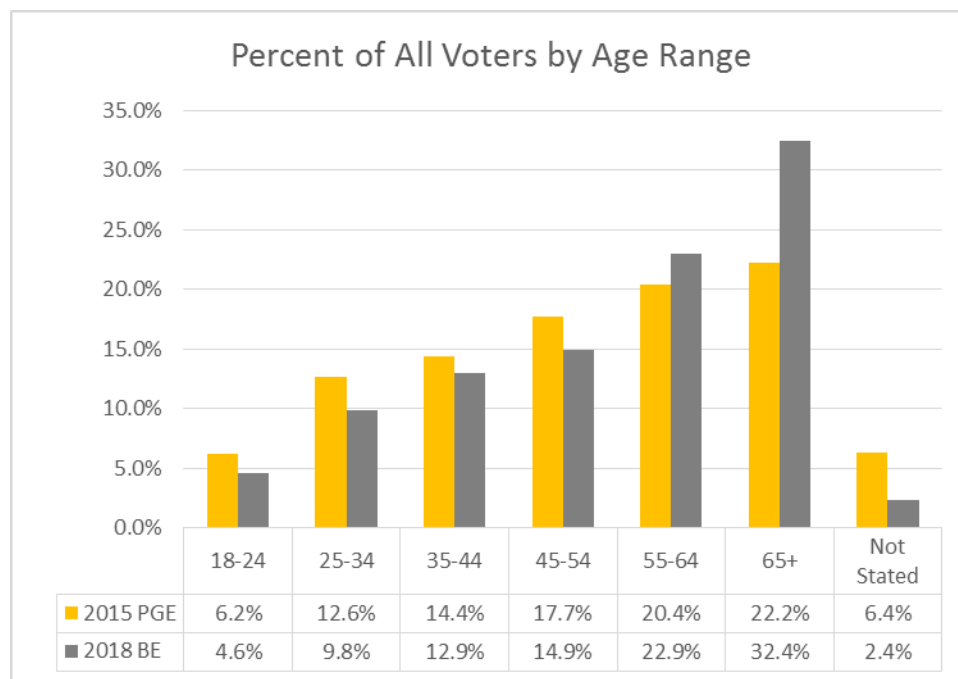
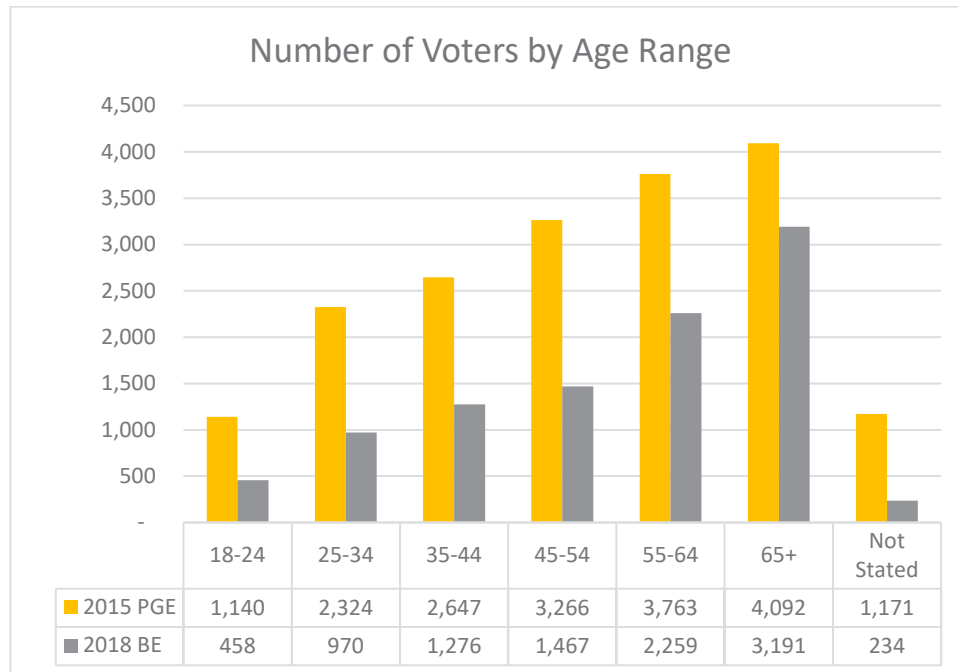
## GENDER STATISTICS



### LEGEND:

PGE - Provincial General Election  
BE - By-election

## AGE STATISTICS




### LEGEND:

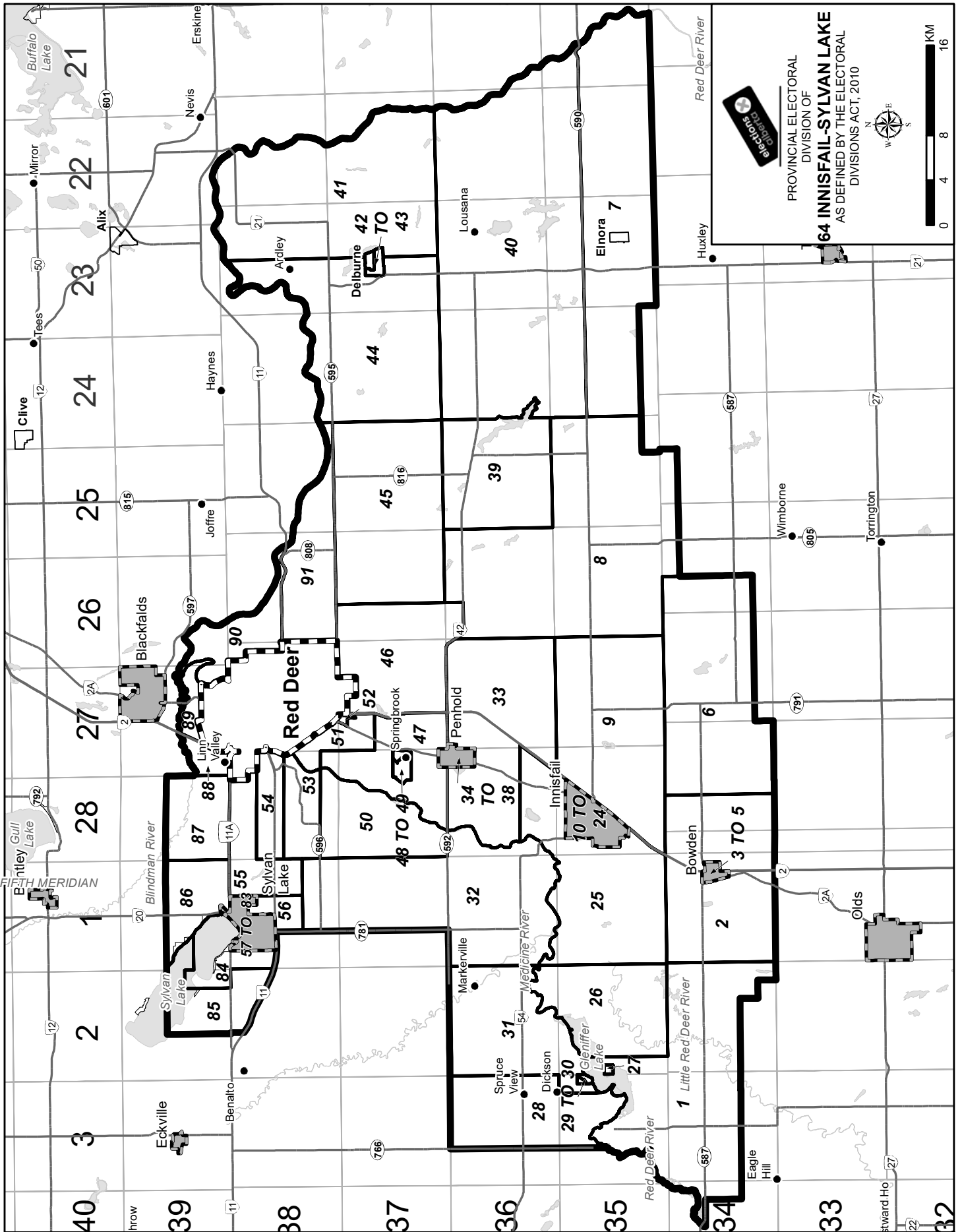
PGE - Provincial General Election  
BE - By-election

# SUMMARY OF RESULTS BY POLL

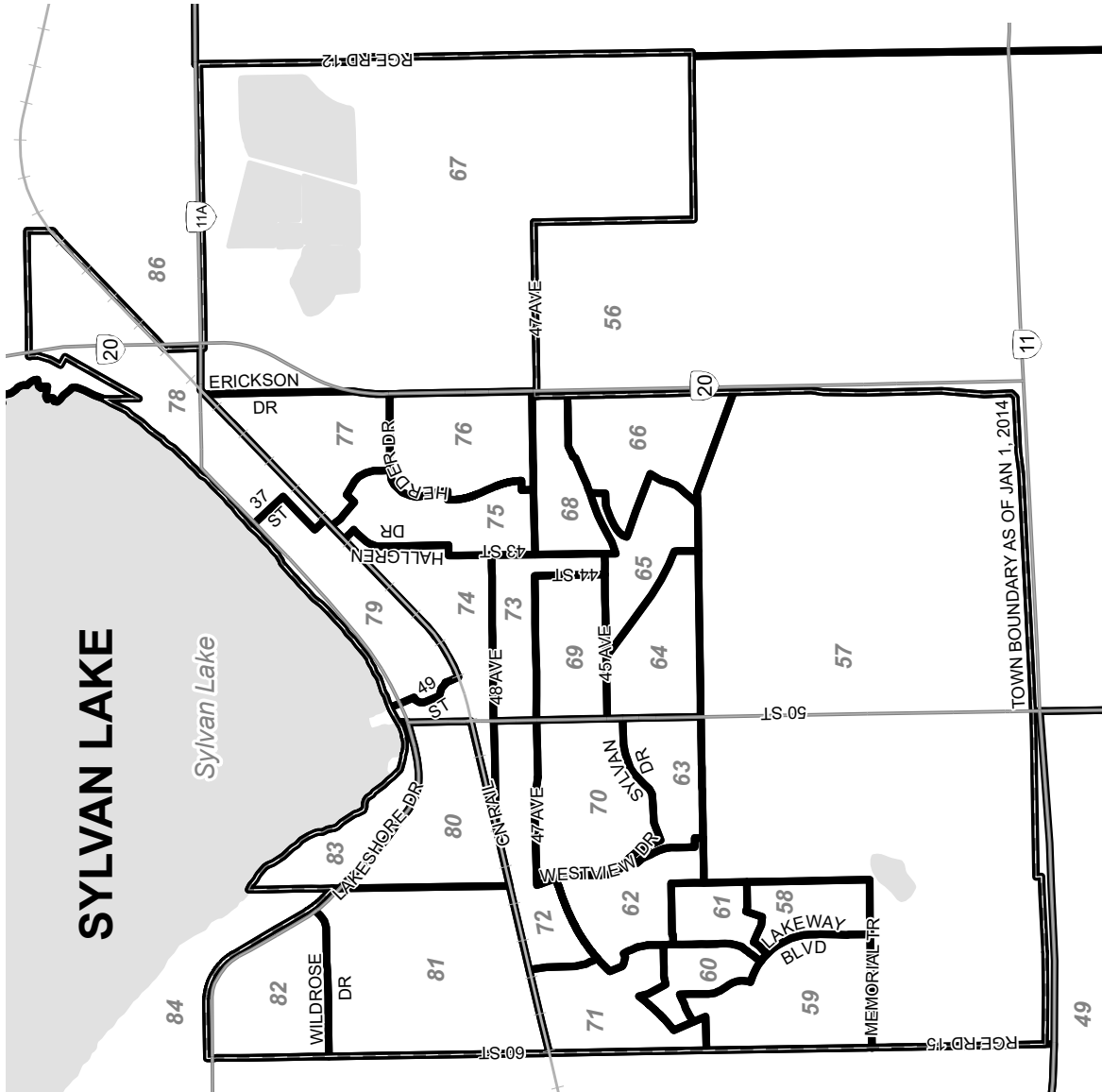
---

INNISFAIL-SYLVAN LAKE









# SPRINGBROOK

# DELBURNE

PROVINCIAL ELECTORAL  
 DIVISION OF  
**64 INNISFAIL - SYLVAN LAKE**  
 AS DEFINED BY THE ELECTORAL  
 DIVISIONS ACT, 2010



# Innisfail-Sylvan Lake Poll by Poll Results

Poll	Type	Names on List	ABIGAIL DOUGLASS AP	DEVIN DREESHEN UCP	DAVID INSCHO IND	NICK JANSEN LIB	NICOLE MOONEY NDP	V	D	R	S	Voter Turnout (%)
001 - GARRINGTON WEST	Regular	421	6	81	0	1	7	95	0	0	0	22.6
002 - BOWDEN RURAL	Regular	373	5	97	0	0	4	106	0	0	0	28.4
003/005 - BOWDEN TOWN NORTH / BOWDEN TOWN SOUTH	Combined	554	10	143	0	1	5	159	0	0	0	28.7
004 - BOWDEN TOWN CENTRAL	Regular	377	11	67	1	0	5	84	0	0	0	22.3
006 - NISBET	Regular	227	3	56	0	0	7	66	0	0	0	29.1
007 - ELNORA	Regular	415	9	136	2	2	5	154	0	0	0	37.1
008 - MOUNT PLEASANT	Regular	409	11	113	0	2	7	133	0	1	1	32.8
009 - ABERDEEN	Regular	470	12	97	0	2	11	122	0	0	0	26.0
010 - WOODLAND	Regular	530	12	100	1	2	10	125	0	0	0	23.6
011 - MARGODT	Regular	324	6	55	0	3	5	69	0	1	0	21.6
012 - RASPBERRY	Regular	239	5	48	0	0	7	60	0	0	0	25.1
013 - CARRIAGE PARK	Regular	374	5	59	1	2	6	73	0	0	0	19.5
014 - AUTUMN GLEN	Regular	418	6	58	0	0	5	69	0	0	0	16.5
015 - WILD MILE	Regular	319	6	69	1	0	6	82	0	0	0	25.7
016 - EASTSIDE ESTATES	Regular	481	10	89	1	0	9	109	0	0	0	22.7
017 - PYTHIAN PARK	Regular	391	15	76	1	1	11	104	0	0	0	26.6
018 - JOHN WILSON	Regular	359	6	55	1	3	9	74	0	0	0	20.6
019 - WHITE ROCK	Regular	443	5	63	2	0	16	86	0	0	0	19.4
020 - WEST PARK	Regular	421	1	56	0	0	8	65	0	0	0	15.4
021 - NAPOLEAN LAKE	Regular	441	5	100	0	0	7	112	0	0	0	25.4
022 - ASPEN/MADISON PARK	Regular	421	11	74	1	2	8	96	0	0	0	22.8
023 - HAZELWOOD	Regular	261	10	64	0	0	2	76	0	0	0	29.1
024 - DODD'S LAKE	Regular	375	1	64	0	1	4	70	0	0	0	18.7
025 - INNISFAIL RURAL	Regular	427	5	98	2	0	8	113	0	0	1	26.5
026/027 - LITTLE RED DEER/CAREFREE	Combined	231	8	60	0	1	7	76	0	0	1	32.9
028/029/030 - DICKSON SPRUCEVIEW / GLENIFFER LAKE 237 / GLENIFFER LAKE 456	Combined	488	9	161	3	0	10	183	0	0	0	37.5
031 - MARKERVILLE	Regular	295	10	69	1	2	10	92	0	0	0	31.2
032/050 - BIG BEND / SHADY NOOK	Combined	583	10	120	1	1	23	155	0	0	0	26.6
033 - PENHOLD SOUTH RURAL	Regular	402	7	80	0	0	12	99	0	0	0	24.6
034 - WINDSOR	Regular	319	15	58	0	1	3	77	0	0	1	24.1
035 - PENHOLD SOUTH	Regular	485	10	48	1	1	7	67	0	0	0	13.8
036 - NEWTON DRIVE	Regular	401	9	82	1	1	13	106	0	1	0	26.7
037 - HEARTLAND	Regular	346	8	56	0	0	1	65	0	0	0	18.8
038 - PENHOLD NORTH	Regular	451	10	68	0	0	4	82	0	0	0	18.2
039 - PINE LAKE	Regular	301	2	89	0	3	1	95	0	0	0	31.6
040 - LOUSANA	Regular	435	2	76	1	1	6	86	1	1	0	20.2

**V - VALID BALLOTS    D - DECLINED BALLOTS    R - REJECTED BALLOTS    S - SPOILED BALLOTS**

# Innisfail-Sylvan Lake Poll by Poll Results

Poll	Type	Names on List	ABIGAIL DOUGLASS AP	DEVIN DREESHEN UCP	DAVID INSCHO IND	NICK JANSEN LIB	NICOLE MOONEY NDP	V	D	R	S	Voter Turnout (%)
041/042 - DELBURNE RURAL EAST / DELBURNE EAST	Combined	541	9	97	2	0	6	114	0	0	0	21.1
043 - DELBURNE WEST	Regular	337	6	45	0	0	5	56	0	0	0	16.6
044 - CUMBERLAND	Regular	395	6	94	0	0	7	107	0	0	0	27.1
045 - BELLGROVE	Regular	274	7	39	0	0	4	50	0	0	0	18.2
046 - SPRINGVALE	Regular	482	11	78	1	0	13	103	0	1	0	21.6
047 - SPRINGBROOK RURAL	Regular	462	9	80	0	0	12	101	0	0	0	21.9
048 - SPRINGBROOK EAST	Regular	400	14	67	0	2	10	93	0	0	0	23.3
049 - SPRINGBROOK WEST	Regular	413	14	65	1	0	10	90	0	0	1	21.8
051 - WASKASOO MEADOWS	Regular	396	5	66	0	2	12	85	0	0	0	21.5
052 - WASKASOO ESTATES	Regular	358	2	64	0	0	3	69	0	0	0	19.3
053/087 - BURNTLAKE TRAIL / BRIGGS	Combined	547	7	89	0	1	6	103	0	0	1	18.8
054 - POPLAR RIDGE SOUTH	Regular	403	7	77	1	0	16	101	0	0	0	25.1
055 - POPLAR RIDGE NORTH	Regular	373	7	88	3	0	5	103	0	1	0	27.9
056/067/077 - SYLVAN LAKE RURAL / BAYSHORE / HEWLETT PARK	Combined	538	11	45	0	4	7	67	1	0	0	12.6
057 - BEACON HILL	Regular	510	16	67	0	1	14	98	0	0	0	19.2
058 - LINCOLN	Regular	373	4	35	1	1	4	45	0	0	1	12.1
059 - LAKEWAY BLVD	Regular	596	3	93	1	0	11	108	0	0	0	18.1
060 - LYON	Regular	274	3	45	0	0	3	51	0	0	0	18.6
061 - LODGE PLACE	Regular	340	11	46	0	0	5	62	0	0	0	18.2
062 - FALCON RIDGE	Regular	383	9	46	0	0	12	67	0	0	0	17.5
063 - THE HILL	Regular	361	6	50	0	0	4	60	0	0	0	16.6
064 - PERRY DRIVE	Regular	414	11	81	0	1	10	103	0	0	0	24.9
065 - RIDERS RIDGE SOUTH	Regular	335	5	62	1	1	5	74	0	1	0	22.4
066 - REGATTA WAY EAST	Regular	541	12	80	0	1	8	101	0	0	0	18.7
068 - ROZIER	Regular	214	0	23	0	0	2	25	0	0	0	11.7
069 - 46TH AVE	Regular	352	8	45	0	1	15	69	0	0	0	19.6
070 - COTTONWOOD PLUS	Regular	421	6	67	1	3	13	90	0	0	0	21.4
071 - FERN GLADE	Regular	413	3	79	0	3	8	93	0	0	0	22.5
072 - FOX	Regular	354	6	52	0	0	13	71	0	0	0	20.1
073 - WATERMARK	Regular	489	0	50	0	1	4	55	0	1	0	11.5
074 - 48TH AVE NORTH	Regular	443	8	61	0	2	10	81	0	1	0	18.5
075 - HARPER DRIVE	Regular	366	1	52	0	3	1	57	0	0	1	15.6
076 - HERDER DRIVE EAST	Regular	386	1	52	0	0	11	64	0	0	0	16.6
078/084 - LAKE SHORE EAST / NORGLENWOOD	Combined	482	10	93	0	1	18	122	0	0	0	25.3

**V - VALID BALLOTS    D - DECLINED BALLOTS    R - REJECTED BALLOTS    S - SPOILED BALLOTS**

# Innisfail-Sylvan Lake Poll by Poll Results

Poll	Type	Names on List	ABIGAIL DOUGLASS AP	DEVIN DREESHEN UCP	DAVID INSCHO IND	NICK JANSEN LIB	NICOLE MOONEY NDP	V	D	R	S	Voter Turnout (%)
079/085 - LAKE SHORE CENTRAL / WEST SYLVAN RURAL	Combined	424	9	36	0	0	12	57	0	0	0	13.4
080/083 - LAKE SHORE WEST / MARINA BAY	Combined	500	12	64	1	2	21	100	0	0	1	20.0
081 - WILDROSE SOUTH	Regular	437	5	75	2	1	17	100	0	0	1	22.9
082 - WILLOWWEST	Regular	363	2	54	0	0	15	71	0	0	0	19.6
086 - JARVIS BAY	Regular	449	2	83	0	0	11	96	0	0	0	21.4
088/089 - LINN VALLEY / BLINDMAN RIVER SOUTH	Combined	435	5	46	0	3	21	75	0	0	0	17.2
090 - CANYON HEIGHTS	Regular	429	4	72	0	1	9	86	0	0	0	20.0
091 - VALLEY CENTRE	Regular	394	5	71	0	0	9	85	0	0	0	21.6
092 - SYLVAN LAKE 1	Advance		30	515	3	4	62	614	0	1	1	
093 -SYLVAN LAKE 2	Advance		28	505	1	3	62	599	0	0	1	
094 - DELBURNE	Advance		18	232	5	1	17	273	0	3	0	
095 - INNISFAIL 1	Advance		44	609	5	8	57	723	1	0	1	
096 - INNISFAIL 2	Advance		46	531	10	4	41	632	0	0	0	
097 - SYLVAN LAKE	Mobile		3	12	1	4	1	21	0	0	0	
098 - INNISFAIL	Mobile		0	25	1	1	2	29	0	1	0	
099 - SPECIAL BALLOTS	Special		4	41	0	0	2	47	0	7	0	
Total (Regular)			558	5,559	37	68	671	6,893	2	9	10	
Total (Advance)			166	2,392	24	20	239	2,841	1	4	3	
Total (All)			31,604	731	8,029	63	93	9,15	3	21	13	31.2

**V - VALID BALLOTS    D - DECLINED BALLOTS    R - REJECTED BALLOTS    S - SPOILED BALLOTS**

## FINANCIAL SUMMARY

Innisfail-Sylvan Lake 2018 By-election	Total
Employer Contributions	\$ 2,809
Travel	5,410
Advertising	8,766
Freight and Postage	20,285
Rentals - Returning Officer's Office	4,000
Rentals - Polling Places	8,601
Telephones and Communications	624
Contract Services - Printing	16,494
Contract Services - Returning Officer's Office Staff	29,588
Contract Services - Polling Staff	71,600
Technology Services	25,550
Hosting	347
Election Materials and Supplies	11,890
<b>TOTAL EXPENSES</b>	<b>\$ 205,963</b>









Suite 100, 11510 Kingsway NW  
Edmonton, Alberta T5G 2Y5

Toll Free: 310-0000 | Phone: 1-877-422-VOTE (8683)  
[www.elections.ab.ca](http://www.elections.ab.ca) | [info@elections.ab.ca](mailto:info@elections.ab.ca)

ISBN 978-1-988620-08-4



9 781988 620084