



Report of the Chief Electoral Officer

**on the December 14, 2017
By-election in Calgary-Lougheed**





Suite 100
11510 Kingsway NW
Edmonton, Alberta
Canada T5G 2Y5

Tel | 780.427.7191
Fax | 780.422.2900
info@elections.ab.ca

April 9, 2018

Mr. David Shepherd, MLA
Chair, Standing Committee on Legislative Offices
c/o Jody Rempel
3rd Floor, Federal Building
9820 – 107 Street
Edmonton, Alberta T5K 1E7

Dear Mr. Shepherd:

I have the privilege to submit the Report of the Chief Electoral Officer concerning the by-election held on December 14, 2017 in the electoral division of Calgary-Lougheed in accordance with the provisions of section 4(5) of the *Election Act*.

The Report also includes a summary of the use of new equipment and procedures tested in the by-election under section 4.1 of the Act and recommendations for legislative amendments.

Should you require additional information on any aspect of this Report, I would be pleased to respond.

Sincerely,




Glen Resler, CPA, CMA
Chief Electoral Officer

Contents

Introduction	3
Key Dates	3
Appointment Of Returning Officer	4
New Initiatives	4
The By-Election.....	5
Candidate Registration And Nomination.....	5
Advance Poll.....	5
Mobile Poll	6
Special Ballot Poll	6
Election Day	6
Post Election Day.....	7
Financial Disclosure	7
Overview Of Results And Statistics.....	8
Summary Of Results By Candidate	8
Review Of New Initiatives	9
Automated Vote Tabulators	9
Voter Assist Terminals.....	9
Electronic Poll Book / Vote Anywhere.....	10
Centralized Special Ballot.....	11
Electronic Access To The Record Of Electors Who Have Voted.....	11
Training.....	12
Demographics.....	13
Percent Of Popular Vote.....	13
Votes By Method	14
Gender Statistics	15
Age Statistics.....	16
Summary Of Results By Poll.....	17
Financial Summary	23
Comparative Statistics - By-Elections 1979-2017	24
Recommendations For Amendments To The <i>Election Act</i>	25
Automated Vote Tabulators	25
Voter Assist Terminals.....	26
Electronic Poll Book / Staffing.....	27

CALGARY-LOUGHEED BY-ELECTION

DECEMBER 14, 2017



INTRODUCTION

On November 1, 2017, a vacancy was created in the electoral division of Calgary-Lougheed with the resignation of David Rodney.

In accordance with sections 39 and 40 of the *Election Act*, by order of the Lieutenant Governor in Council, a Writ of Election was issued by the Chief Electoral Officer on November 16, 2017, and transmitted to the returning officer for Calgary-Lougheed. The Writ of Election indicated an election date of Thursday, December 14, 2017, in the electoral division.

The electoral division boundaries described in the *Electoral Divisions Act* (in force as of March 26, 2012) were used during the by-election.

KEY DATES

Thursday, November 16, 2017	Writ of Election is issued by the Chief Electoral Officer and is transmitted to the returning officer for Calgary-Lougheed
Tuesday, November 21, 2017	Revisions period is commenced, allowing electors to have their names added to the List of Electors
Tuesday, November 21, 2017	“Notice of Election” cards were mailed to every address in the electoral division
Sunday, November 26, 2017	Candidate Nominations closed (2:00 PM)
Monday, November 27, 2017	“Where-to-Vote” cards were mailed to every registered elector and to each registered address in the electoral division
Saturday, December 2, 2017	Revisions to the Lists of Electors closed (4:00 PM)
Wednesday, December 6, 2017	First day of advance poll voting
Thursday, December 7, 2017	Second day of advance poll voting
Friday, December 8, 2017	Third day of advance poll voting
Saturday, December 9, 2017	Final day of advance poll voting
Thursday, December 14, 2017	Election Day
Sunday, December 24, 2017	Announcement of the official results
Wednesday, February 14, 2018	Campaign period ends
Monday, April 16, 2018	Candidate campaign period financial statement filing deadline
Thursday, June 14, 2018	Party campaign period financial statement filing deadline Third party election advertising return filing deadline

APPOINTMENT OF RETURNING OFFICER

The Chief Electoral Officer appointed **Huntley F. O'Neill** as the returning officer for the Calgary-Lougheed by-election, pursuant to section 9(1.1) of the *Election Act* (the Act). The appointment came into effect on November 16, 2017.

NEW INITIATIVES

The Chief Electoral Officer introduced several new initiatives in the by-election to improve the efficiency and accuracy of services provided to the public, political entities and election officers.

- In accordance with section 4.1 of the *Election Act*, automated vote tabulators were introduced at the advance, Special Ballot and polling day polls to allow for faster, more accurate and detailed reporting of voting results.
- In accordance with section 4.1 of the *Election Act*, voter assist terminals were introduced at the office of the returning officer to provide disabled electors with an accessible, independent voting option.
- In accordance with section 4.1 of the *Election Act*, Special Ballot packages were mailed from and received at the office of the Chief Electoral Officer in addition to the returning office, to provide more timely service to electors.
- An electronic poll book combined with a barcode scanner was introduced and used at all advance, Special Ballot and polling day polls, allowing electors to vote at any location in the electoral division, and to provide faster service to electors.
- Barcodes containing elector identification numbers were printed on “Where-to-Vote” cards that were mailed to electors on the Calgary-Lougheed List of Electors, allowing for cards to be scanned at the polls to allow for elector information to be found quickly and accurately by election officers.
- Bank teller style service was introduced on advance and polling day, to allow electors to receive their ballot from any available polling station, allowing for quicker service to electors.
- Vote tabulator operators were hired to operate and maintain vote tabulators at all polls.
- Election officers were provided with both online training and scenario based in person training to assist in learning processes used at the polls and how to use the new technology.
- Online training was made available to candidate scrutineers explaining their roles and responsibilities.
- Candidates were provided with electronic access to the record of electors who had voted throughout the advance and polling day polls. The information was updated in real-time, allowing candidates and their campaigns to have continuous access to accurate and detailed reporting from the polls.

THE BY-ELECTION

CANDIDATE REGISTRATION AND NOMINATION

In total, seven candidates registered with the Chief Electoral Officer in accordance with section 9 of the *Election Finances and Contributions Disclosure Act* (EFCDA) and all seven registered candidates filed candidate nomination papers in accordance with section 61 of the Act.

A listing by political party affiliation follows, showing the number of candidates that registered and filed nomination papers.

Political Party Affiliation	Number of Candidates Registered	Number of Candidates Nominated
Alberta Liberal Party	1	1
Alberta New Democratic Party	1	1
Green Party of Alberta	1	1
Reform Party of Alberta	1	1
United Conservative Party	1	1
Independent	2	2

ADVANCE POLL

By legislation, advance polls were held in the electoral division from Wednesday, December 6, through Saturday, December 9, 2017, from 9:00 am to 8:00 pm daily. There were three advance poll locations: Spruce Meadows British House, South Gate Alliance Church, and Woodcreek Community Association, where a total of eight polling stations were established.

Twenty-eight election officers were recruited, hired, and trained for the advance poll, including supervisory deputy returning officers, registration officers, information officers, deputy returning officers, poll clerks and tabulator operators.

A total of 3,535 valid ballots were cast at the advance polls over the four-day period, representing 32.6% of all valid ballots cast in the by-election.

Electoral Division	Number of Valid Ballots All Polls	Number of Valid Ballots Advance Polls	Advance Poll Ballots Cast Percentage
Calgary-Lougheed	10,852	3,535	32.6%

MOBILE POLL

By legislation, mobile polls are to be held on Election Day, in treatment centres and supportive living facilities with ten or more resident inpatients or electors, where consultation with facility staff determines the service to be appropriate.

A deputy returning officer and a poll clerk, along with a facility representative, either set up a stationary poll in a fixed location, move from bedside-to-bedside, or both, depending on the situation. This by-election saw three mobile polls held at the Swan Evergreen Village, HCA Revera Evergreen and the Sierras of Evergreen Condominium on Election Day.

A total of 196 valid ballots were cast.

SPECIAL BALLOT POLL

A Special Ballot poll was held at the returning office in the electoral division, throughout the election period, to facilitate voting for electors who were not able to vote at the advance poll or on Election Day. Special Ballots were picked-up, mailed-out to, or completed by the elector in the returning office. Additionally, Special Ballots could be requested for mail-out from Elections Alberta.

A total of 33 valid Special Ballots were cast.

ELECTION DAY

Election Day was held on Thursday, December 14, 2017. There were 77 polling stations in ten polling locations within the electoral division. We recruited, hired, and trained 251 election officers to work at the polls. Three of these election officers were supplied to polling stations to act as site monitors, at the request of the facility.

All ten polling locations opened on time at 9:00 am.

Election Day registrations are a good measure of the quality of the List of Electors provided by Elections Alberta for use by election officers and political participants. On Election Day, a total of 920 electors were not on the List of Electors and had to register to vote by completing a Declaration of Elector. Based on the total number of names on the List after declarations were added (31,067), only 3.0% of electors who voted were not already registered.

There were 10,852 valid ballots cast in the by-election. Over 91.5% of those who voted in the by-election were already registered at their current address.

Voter turnout is traditionally low in by-elections compared to provincial general election turnout, and this time was no exception. During the by-election, 35.0% of eligible electors cast a ballot.

POST ELECTION DAY

The returning officer announced the official results of the by-election on December 24, 2017.

Mr. Jason Kenney, representing the **United Conservative Party**, was duly elected.

The Writ of Election and the Returning Officers' Certificate and Return certifying the candidate's election were returned to the Chief Electoral Officer on January 12, 2018.

The by-election return was published in the January 15, 2018 issue of the Alberta Gazette.

No application was made to the Courts for a judicial recount pursuant to section 144 of the Act.

No controverted election petition was filed for the by-election.

The total cost of the by-election was \$355,470.46. A cost summary is included on page 23.

FINANCIAL DISCLOSURE

Registered by-election candidates are required to file Campaign Period Financial Statements with Elections Alberta by April 16, 2018. Disclosure of the candidates' election expenses will be available on our website (www.elections.ab.ca) in accordance with section 4(1)(f) of the *Election Finances and Contributions Disclosure Act*.

Registered political parties that participated in the by-election are required to file audited financial statements by June 14, 2018. These statements list funds received, campaign expenditures and transfer of funds and/or materials.

Registered third party election advertisers who engage in election advertising are required to file weekly reports about advertising contributions received during the election period. No registered third party election advertiser was engaged in election advertising during the by-election and were not required to file weekly reports. Registered third party election advertisers are, however, required to file a third party election advertising return by June 14, 2018.

In accordance with section 11 of the EFCDA, all financial statements will be available for inspection in the public files maintained by this Office and are posted in summary form on the Elections Alberta website.

OVERVIEW OF RESULTS AND STATISTICS

SUMMARY OF RESULTS BY CANDIDATE

Candidate	Party	Valid Votes	% of Votes	Names on List	% Turnout
Jason Kenney	UCP	7,760	71.5%		
Phillip van der Merwe	NDP	1,822	16.8%		
David Khan	LIB	1,009	9.3%		
Lauren Thorsteinson	RPA	137	1.3%		
Romy Tittel	GPA	60	0.6%		
Wayne Leslie	IND	42	0.4%		
Larry Heather	IND	22	0.2%		
		10,852	100%	31,067	35.0%

Note: Percentage of voter turnout includes rejected and declined ballots, in addition to valid ballots cast, as reflected in the poll-by-poll results commencing on page 17. Names appear in order of number of valid votes received. The name in bold print represents the elected candidate. Percentage of votes polled may not sum to 100% due to rounding.

Voter turnout is calculated based on the elector count on the post-Election Day List of Electors. The lists include the number of names on the List of Electors, with the additions of elector information from the revision period, online registrations, and Election Day declarations.

Political Party Affiliation Abbreviations:

- LIB: Alberta Liberal Party
- NDP: Alberta New Democratic Party
- GPA: Green Party of Alberta
- RPA: Reform Party of Alberta
- UCP: United Conservative Party
- IND: Independent

REVIEW OF NEW INITIATIVES

AUTOMATED VOTE TABULATORS

The use of automated vote tabulators for advance, Special Ballot and polling day polls provided fast and accurate voting results which were released to the public shortly after the close of polls on Election Day. The results from the advance polls were posted on the Elections Alberta website within 5 minutes of the polls closing at 8:00 p.m. All remaining polls were reported within 55 minutes of the close of polls. By comparison, advance poll results in the 2016 Calgary-Greenway by-election were posted at 10:06 p.m., due to the manual count of ballots by election officers.

Election officers appreciated the speed in which the poll was closed at the end of the day because of the use of vote tabulators. Media coverage also indicated that the faster results obtained with the expanded use of vote tabulators was a success. Candidates and their representatives appreciated the speed in which the results were available to them after the close of polls on election night.

“RESULTS CAME IN QUICK, THANKS TO A NEW ELECTRONIC VOTING SYSTEM, WHICH PROMISED TO MAKE VOTING EASIER AND TABULATING THE BALLOTS FASTER”

Camilla di Giuseppe, CTV News Calgary

The use of vote tabulators in the advance and polling day polls, allowed for the reporting of poll by poll results, even while allowing a ‘vote anywhere’ feature for electors. In addition, advance poll staff could be re-allocated by the Returning Officer as election officers on Election Day, which was crucial in having sufficient staff available for Election Day.

“IT SEEMS SIMPLE BECAUSE THEY STILL HAVE A PIECE OF PAPER AND THEY PUT AN X IN A BOX AND THEN IT’S FED INTO A MACHINE, IT SHOULD BE, I HOPE, A LOT QUICKER AND MORE EFFICIENT”

David Khan, as reported by Scott Dippel, CBC News

The use of automated vote tabulators at the by-election was highly successful. The tabulators performed flawlessly throughout the polling days. The vendor provided excellent service and support to Elections Alberta and election officers throughout the by-election preparation and polling days.

Stakeholders, including registered political parties, candidates, official agents and the media, were invited to demonstrations on the use of the tabulators prior to their implementation to show the security, speed and accuracy of vote tabulation and to address any issues or concerns they may have regarding the use of automated vote tabulators. Positive feedback was received on their use and deployment during the by-election.

VOTER ASSIST TERMINALS

Voter assist terminals provide a private, accessible and independent voting option, giving disabled electors the ability to mark their ballot independently using a braille-coded keypad, a touch screen, pressure sensitive paddles or a “sip and puff” method. Elections Alberta provided a demonstration of the terminal to

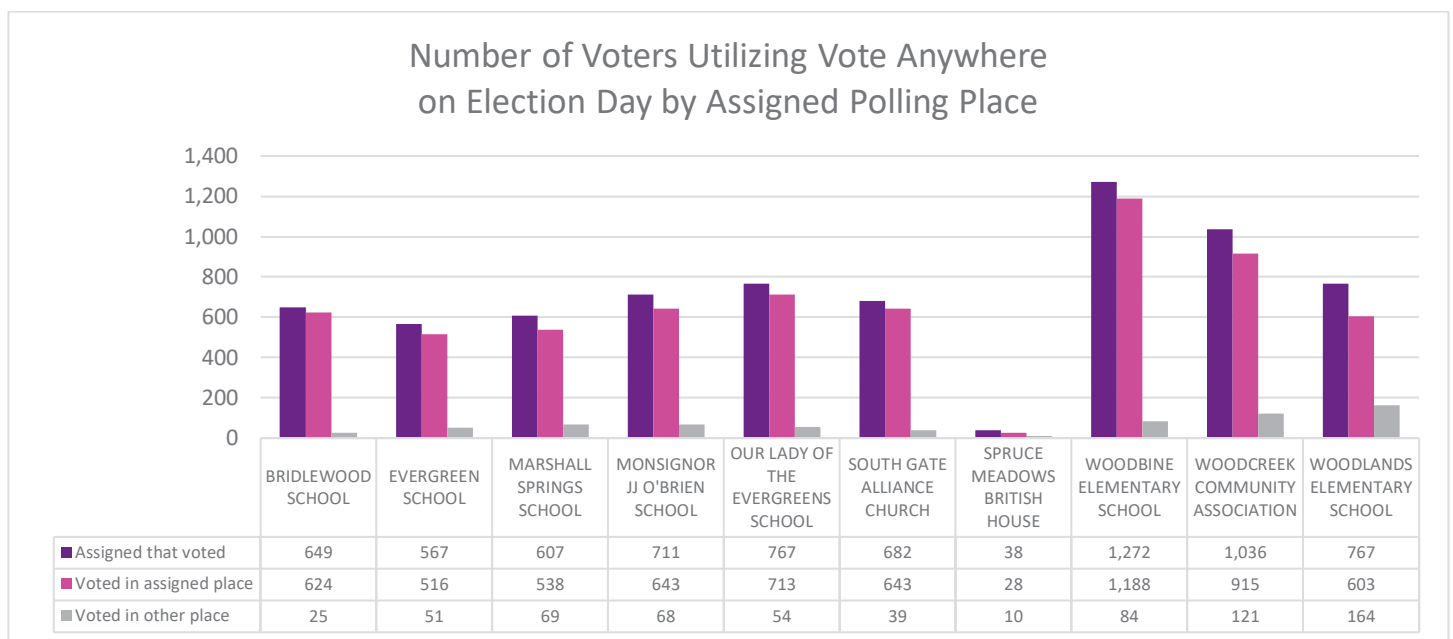
the media and candidates and their representatives, as well as provided information regarding the availability of the voter assist terminal to disability and advocacy groups. The voter assist terminal was not accessed by electors during the by-election.

ELECTRONIC POLL BOOK / VOTE ANYWHERE

The electronic poll book combined with barcode scanners provided electors with a fast, efficient and accurate ‘vote anywhere’ service throughout the advance and polling day polls. Electors arriving at the polls with either a “Where-to-Vote” card or an Alberta issued identification, such as a driver’s licence, could have the barcode on the card scanned to quickly look-up the elector in the List of Electors. For electors not on the List of Electors, the scanning feature could be used to quickly populate name and address information into the Declaration of Elector form, prior to it being printed for signature.

For the first time, electors could be served at any polling station in any polling location in the electoral division. Rather than being sent to an alternate location, electors who arrived at locations other than their designated polling place, were able to receive a ballot. On Election Day, 9.65% of electors took advantage of this option.

NUMBER OF VOTERS UTILIZING VOTE ANYWHERE ON ELECTION DAY



The implementation of the electronic poll book was highly successful in both advance and Election Day polls. Electors reported the average time from entering to leaving the polling place was approximately one minute.

“YOU ARE IN AND OUT OF THERE SO FAST. YOU WALK IN, THEY CHECK YOU, STICK A PIECE OF PAPER INTO A FOLDER, YOU X OR COLOR IT IN AND COME BACK OUT. THEY PUT IT THROUGH A COMPUTER, YOU WAIT A SECOND UNTIL IT ACCEPTS THE VOTE, AND THEN YOU ARE GONE. I WAS IN AND OUT OF THERE IN LESS THAN A MINUTE”

Voter, as reported by Jacyln Brown, CTV Calgary

Following the by-election, a survey was sent out to 198 election officers regarding the new technology that was used at the polls. Of the 115 election officers that responded, 89% of election officers reported that the electronic poll book was easy to use and 99% reported that the use of technology improved the polls.

By legislation, a deputy returning officer and poll clerk must be assigned for each polling subdivision, which can contain up to 450 electors. While the electronic poll books and bank teller style of service greatly improved the efficiencies at the poll, there was not the ability to reduce the staffing complement in the polls, resulting in overstaffing across all locations.

“IT WAS ACTUALLY FUN TO DO, WHICH MADE THE JOB INTERESTING AND EASY”

Election Officer

CENTRALIZED SPECIAL BALLOT

For the first time, electors who contacted Elections Alberta for information on Special Ballots could also request the Special Ballot package, rather than being redirected to the returning officer for their electoral division. Additionally, the Special Ballot was returned to Elections Alberta (Edmonton office) rather than the office of the returning officer. The centralized processing of Special Ballots by Elections Alberta allowed for the workload that the returning office experiences throughout the election period to be reduced.

The processing of the mail-out requests for Special Ballot from Elections Alberta was highly successful. Using an electronic poll book, both Elections Alberta and the returning office had access to a continually updated list of requests. The workload for the returning office was reduced by removing the need for them to create and mail the Special Ballot packages.

As the returning office continued to process in-person Special Ballot requests, the unofficial count was completed at both Elections Alberta and the returning office. A combined Statement of Poll was completed to report the results of the Special Ballot poll. While successful in the by-election, additional refinement to this process would be required to implement in all electoral divisions in a general election.

ELECTRONIC ACCESS TO THE RECORD OF ELECTORS WHO HAVE VOTED

Candidates, registered parties and their official agents could obtain access to the record of electors who voted through a secure website during the advance and polling day polls that included the electoral division, polling subdivision and sequence number of electors who had voted. The information was updated in real time during polling hours and eliminated the need for scrutineers at the polls to log sequence numbers or collect the paper version of the ‘Record of Electors who had Voted’. This provided all

candidates with equal access to the information, regardless of the number of scrutineers they had available to them. Candidates and their scrutineers reported that access to this electronic record of electors that voted was highly successful and recommended its continued use in future events.

TRAINING

For the first time, election officers were provided with both online and in-person scenario based training. The online training focused on the back-up, paper-based processes that would be utilized if the technology used in the polls was not operational for any reason. As the technology in the polls was fully operational throughout all polling days, election officers did not need to utilize the information that they reviewed in the online training, resulting in a lower rating on the usefulness of the content. Challenges encountered with log-ins, passwords, and the navigation speed within the training modules will require additional refinement before the general election.

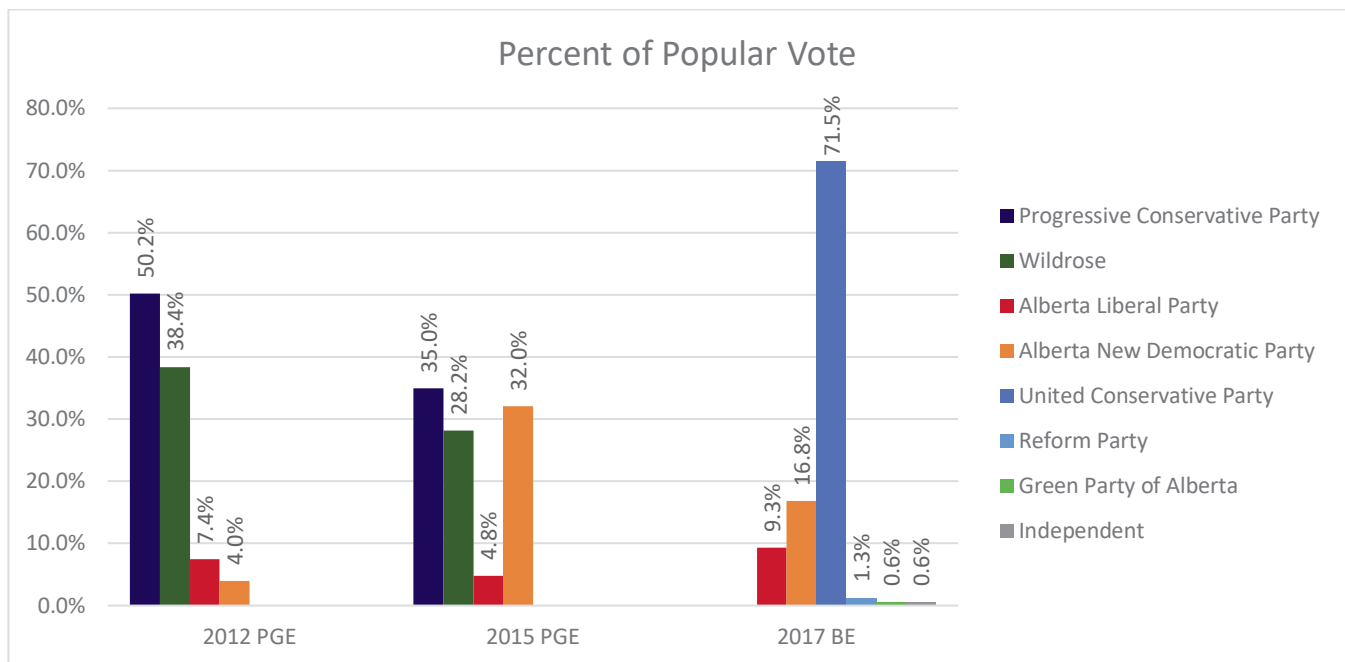
“I FOUND IT VERY INTERESTING AND LEARNED SOME THINGS I WAS NOT PREVIOUSLY AWARE OF.”

Election Officer

The in-person scenario based training allowed election officers to use the Chromebook and associated software, operate the tabulator, and participate in mock poll exercises. Election officers surveyed after the by-election that had completed the scenario based training felt the training was excellent 7.5 out of 10 times. Eighty six percent of election officers felt the classroom scenario training was appropriate to aid in their learning; 85% felt the materials were effective in aiding their learning and 74% stated they received sufficient hands-on training. Feedback from the election officers and trainers will be utilized to continue to refine the training materials for the general election.

DEMOGRAPHICS

PERCENT OF POPULAR VOTE

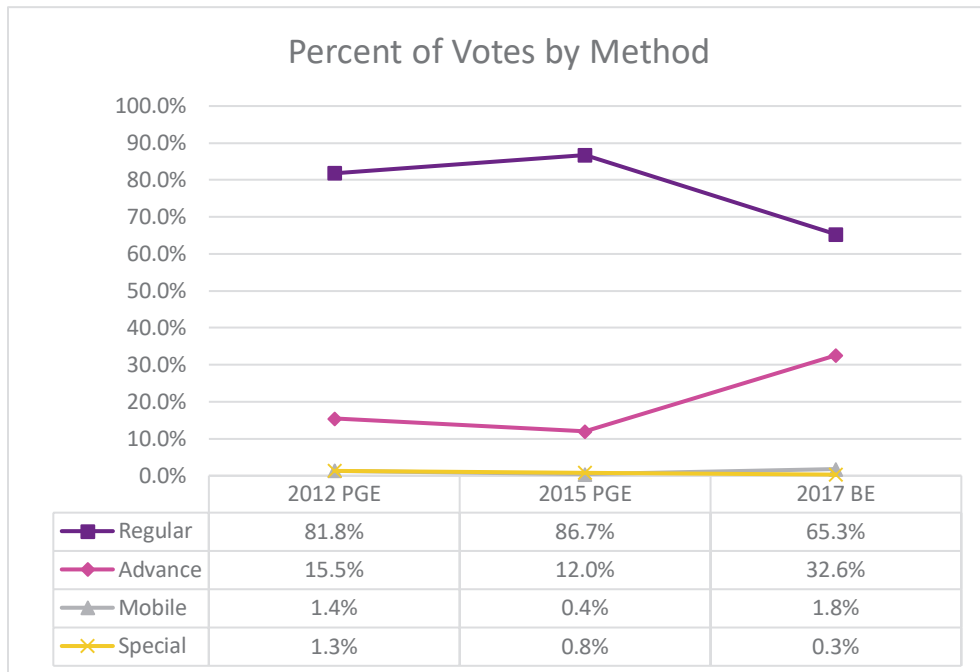
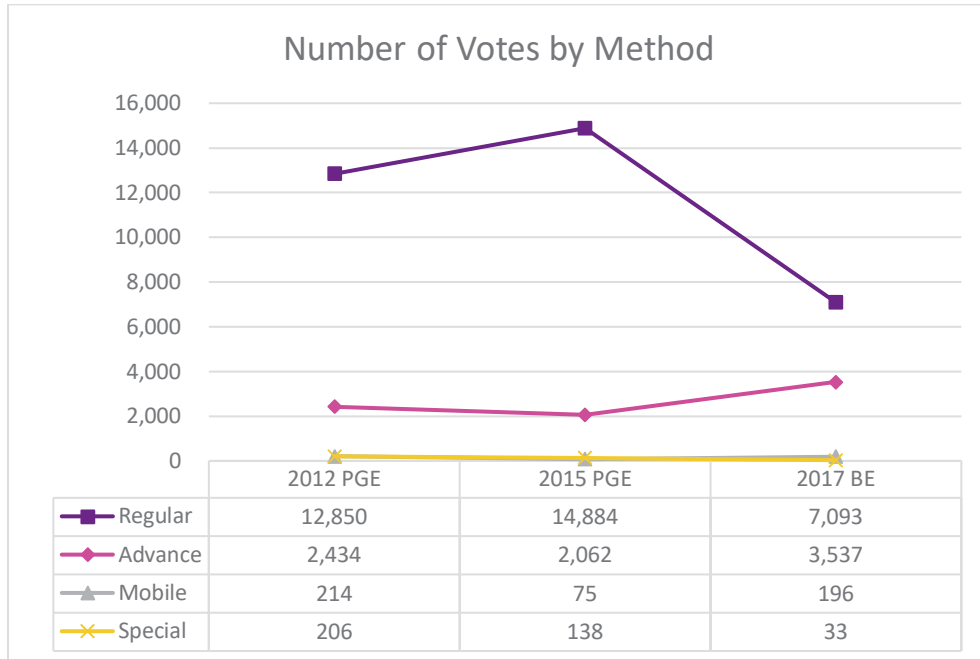


In two of the past three elections within Calgary-Lougheed, the seat for this electoral division has been won by a candidate from the Progressive Conservative Association of Alberta, with an average of 42.6% of the popular vote; however, in the 2017 by-election, the winning candidate from the United Conservative Party won the seat, capturing 71.5% of the popular vote.

LEGEND:

PGE - Provincial General Election
BE - By-election

VOTES BY METHOD

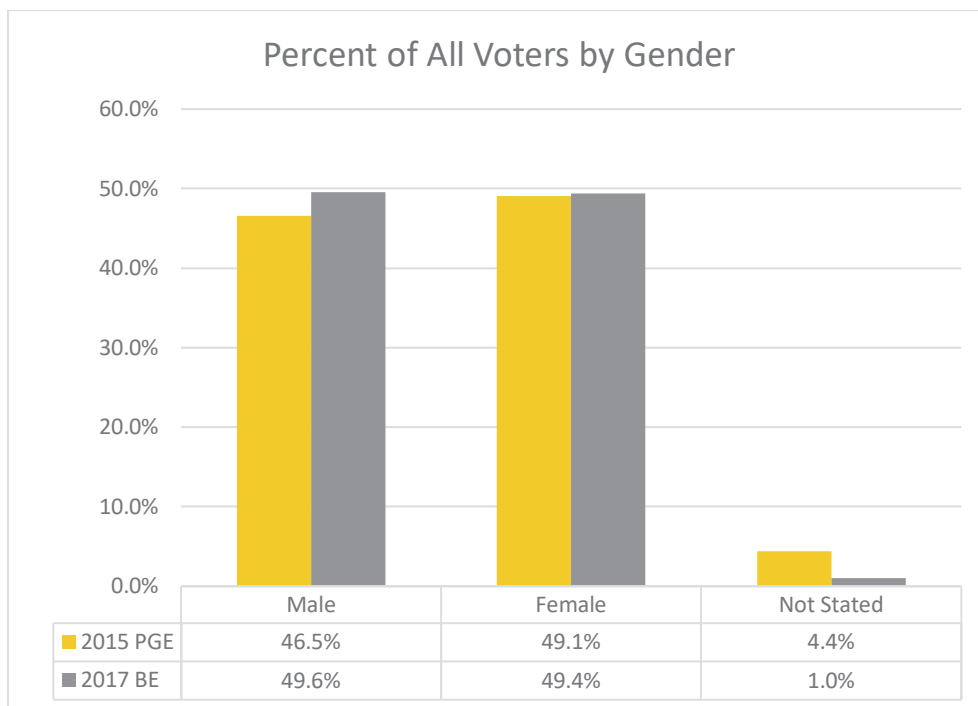
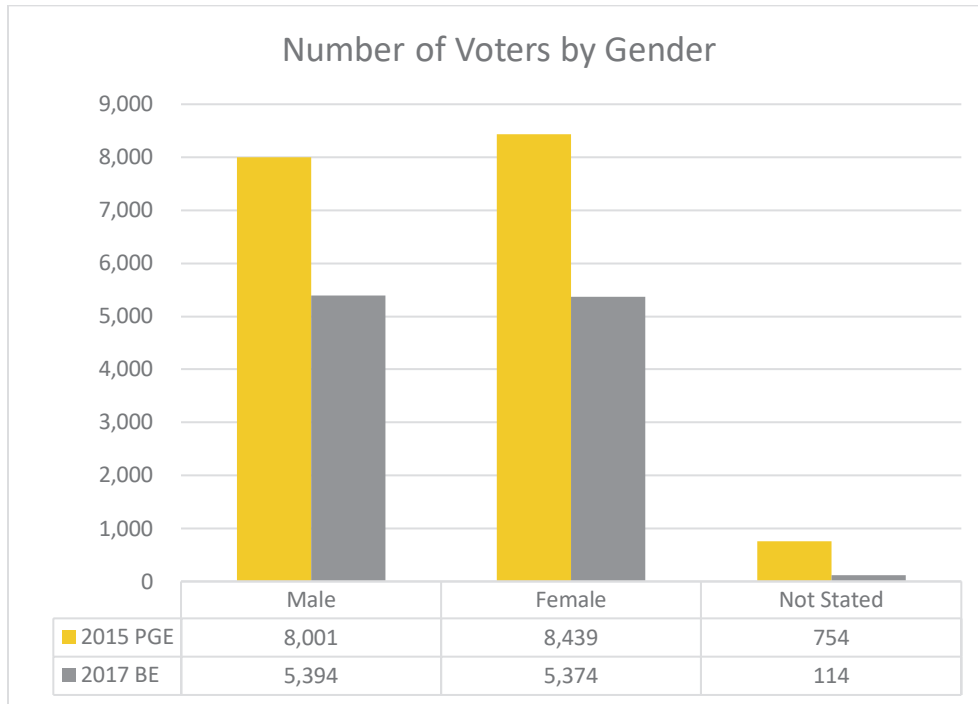


There were 6,300 less ballots cast in the 2017 by-election compared to the 2015 Provincial General Election. The percent of ballots cast in the advance poll increased significantly from 12% in the provincial election to 32.6% in the 2017 by-election. We anticipate this growth in advanced poll voting by electors to continue into the 2019 Provincial General Election when there will be an additional 5th day of advance voting provided.

LEGEND:

-
- PGE - Provincial General Election
 - BE - By-election

GENDER STATISTICS

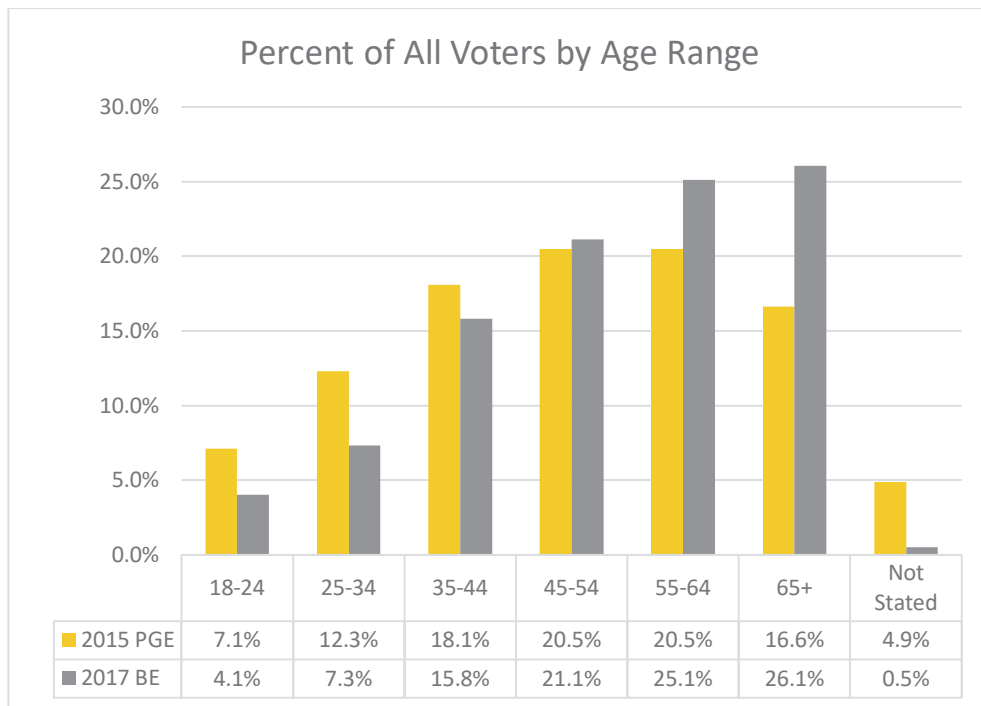
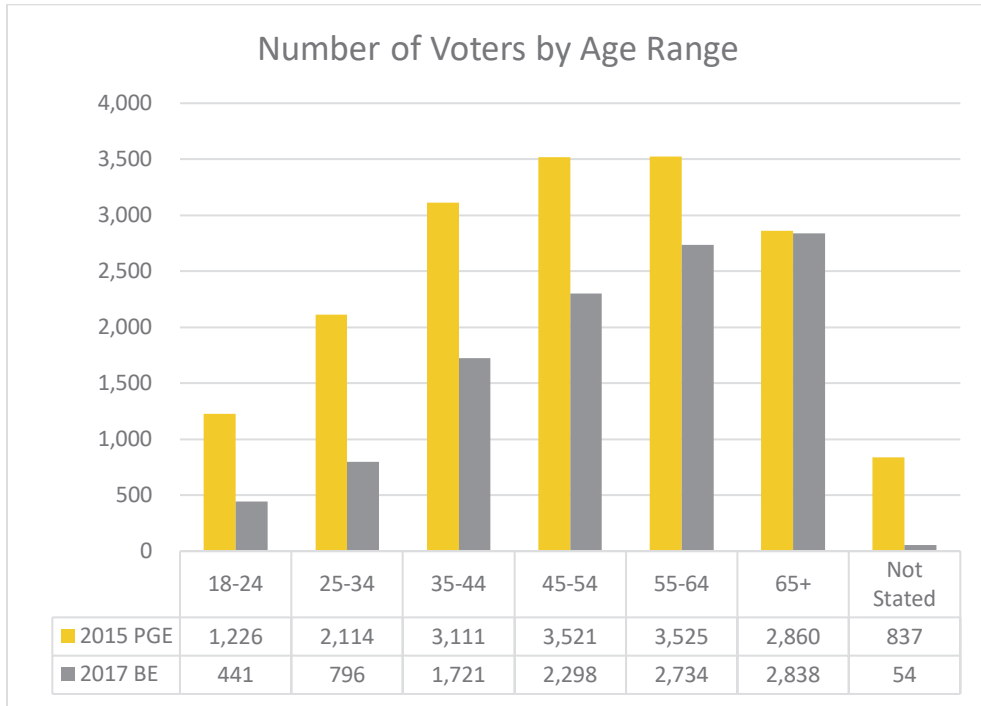


The gender breakdown is nearly 50% female, 50% male for those who voted at the Calgary-Lougheed by-election.

LEGEND:

PGE - Provincial General Election
 BE - By-election

AGE STATISTICS




The proportion of those who voted in the Calgary-Lougheed by-election increased with age. The 18-24 age group made up 4.1% of the total number of electors while the over 65 age group made up over 26.1%.

LEGEND:

-
- PGE - Provincial General Election
 - BE - By-election

SUMMARY OF RESULTS BY POLL

CALGARY-LOUGHEED





PROVINCIAL ELECTORAL
DIVISION OF

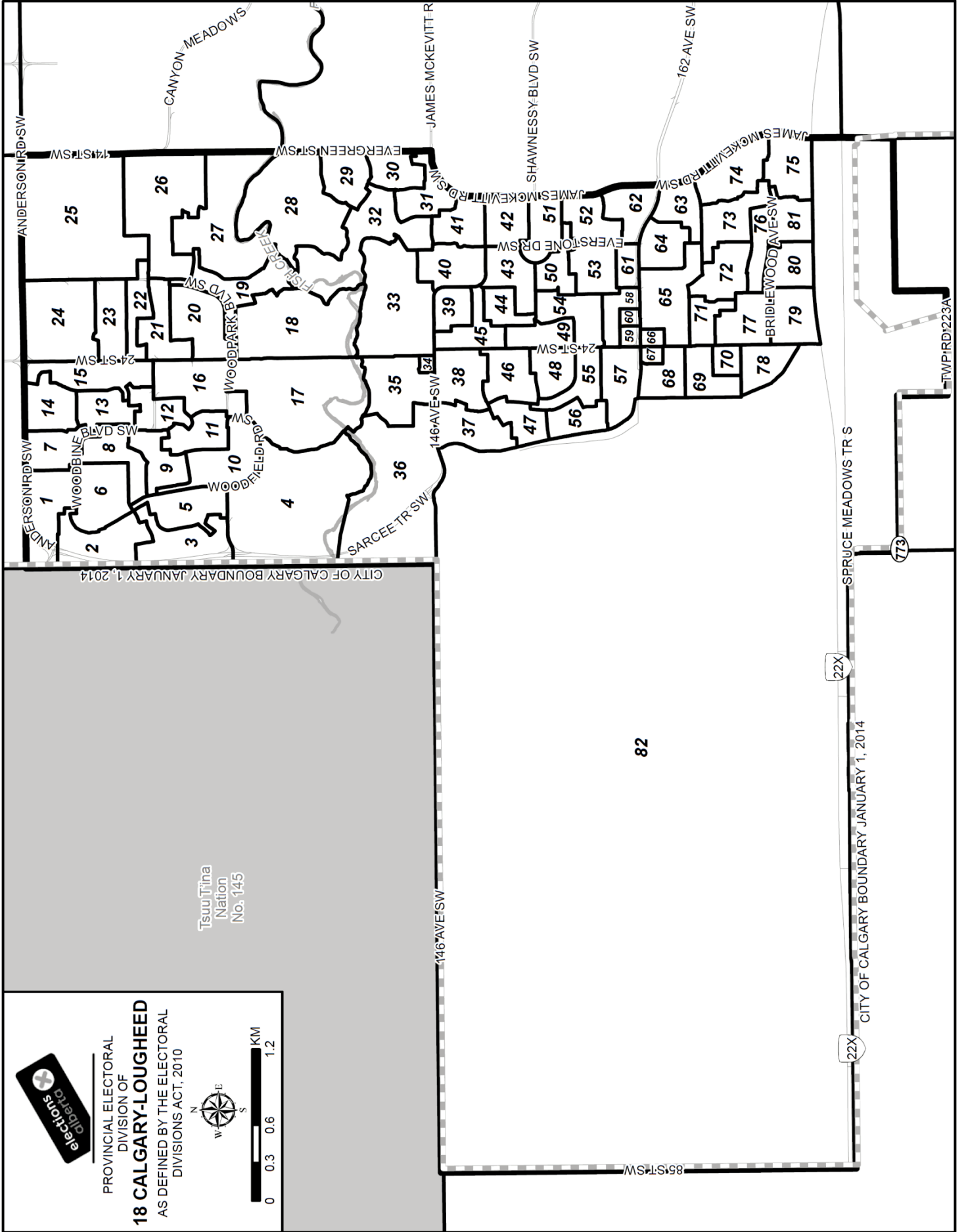
18 CALGARY-LOUGHHEED

AS DEFINED BY THE ELECTORAL
DIVISIONS ACT, 2010



Tsuu T'ina
Nation
No. 145

CITY OF CALGARY BOUNDARY JANUARY 1, 2014



22X

CITY OF CALGARY BOUNDARY JANUARY 1, 2014

22X

SPRUCE MEADOWS TR S

773

TWP RD 223A

82

Calgary-Lougheed Poll by Poll Results

Poll	Names on List		LARRY R	JASON	DAVID	WAYNE	LAUREN	ROMY	PHILLIP	Voter				
			HEATHER	KENNEY	KHAN	LESLIE	THORSTEINSON	TITTEL	VAN DER MERWE	V	D	R	S	Turnout (%)
			IND	UCP	LIB	IND	RP	GPA	NDP					
001 - WOODBROOK	Total	394	1	105	22	0	0	0	30	158	0	0	0	40.10
	Regular		1	65	18	0	0	0	25	109	0	0	0	
	Advance		0	40	4	0	0	0	5	49	0	0	0	
002 - WOODBRIAR	Total	380	1	121	8	0	2	3	42	177	0	0	0	46.58
	Regular		0	66	2	0	2	0	33	103	0	0	0	
	Advance		1	55	6	0	0	3	9	74	0	0	0	
003 - WOODVALLEY	Total	425	1	122	23	3	2	2	26	179	0	0	7	42.12
	Regular		1	79	19	3	0	2	16	120	0	0	7	
	Advance		0	43	4	0	2	0	10	59	0	0	0	
004 - WOODHAVEN	Total	367	0	128	16	0	7	0	27	178	0	0	1	48.50
	Regular		0	94	11	0	6	0	16	127	0	0	1	
	Advance		0	34	5	0	1	0	11	51	0	0	0	
005 - WOODFIELD ROAD	Total	509	0	155	26	1	6	1	53	242	0	0	2	47.54
	Regular		0	112	23	1	6	0	38	180	0	0	2	
	Advance		0	43	3	0	0	1	15	62	0	0	0	
006 - WOOD BOROUGH	Total	483	0	111	21	3	3	1	27	166	0	0	0	34.37
	Regular		0	75	19	3	3	1	22	123	0	0	0	
	Advance		0	36	2	0	0	0	5	43	0	0	0	
007 - WOODGLEN	Total	364	2	80	18	1	0	0	33	134	0	0	1	36.81
	Regular		2	52	14	1	0	0	24	93	0	0	1	
	Advance		0	28	4	0	0	0	9	41	0	0	0	
008 - WOODFERN	Total	422	0	70	14	0	1	2	35	122	0	1	0	29.15
	Regular		0	50	7	0	1	2	24	84	0	1	0	
	Advance		0	20	7	0	0	0	11	38	0	0	0	
009 - WOODMONT	Total	445	2	104	18	1	3	1	50	179	0	0	2	40.22
	Regular		1	77	15	1	3	1	41	139	0	0	2	
	Advance		1	27	3	0	0	0	9	40	0	0	0	
010 - WOODFIELD	Total	540	0	165	22	0	7	3	57	254	0	0	1	47.04
	Regular		0	127	17	0	7	1	42	194	0	0	1	
	Advance		0	38	5	0	0	2	15	60	0	0	0	
011 - WOODFIELD CRESCENT	Total	378	0	89	13	0	5	1	26	134	0	0	1	35.45
	Regular		0	66	12	0	4	1	22	105	0	0	1	
	Advance		0	23	1	0	1	0	4	29	0	0	0	
012 - WOODMARK	Total	361	1	76	20	1	1	1	23	123	0	1	2	34.35
	Regular		1	53	12	1	1	1	19	88	0	1	2	
	Advance		0	23	8	0	0	0	4	35	0	0	0	
013 - WOODGLEN GROVE	Total	393	0	93	16	0	0	2	31	142	0	0	0	36.13
	Regular		0	55	14	0	0	2	23	94	0	0	0	
	Advance		0	38	2	0	0	0	8	48	0	0	0	
014 - WOODFORD	Total	437	0	110	21	0	3	0	34	168	0	0	0	38.44
	Regular		0	65	16	0	3	0	26	110	0	0	0	
	Advance		0	45	5	0	0	0	8	58	0	0	0	
015 - WOODGLEN CIRCLE	Total	460	0	110	28	0	4	1	38	181	0	0	0	39.35
	Regular		0	66	23	0	2	1	26	118	0	0	0	
	Advance		0	44	5	0	2	0	12	63	0	0	0	
016 - WOODPARK	Total	440	0	125	14	0	0	0	26	165	0	0	1	37.50
	Regular		0	81	11	0	0	0	21	113	0	0	1	
	Advance		0	44	3	0	0	0	5	52	0	0	0	
017 - WOODACRES	Total	376	0	121	19	0	3	2	14	159	0	0	0	42.29
	Regular		0	65	13	0	1	1	11	91	0	0	0	
	Advance		0	56	6	0	2	1	3	68	0	0	0	
018 - WOODRIDGE	Total	428	1	111	15	1	4	1	41	174	0	0	0	40.65
	Regular		1	70	8	0	2	0	31	112	0	0	0	
	Advance		0	41	7	1	2	1	10	62	0	0	0	
019 - WOODOAK	Total	446	0	120	28	0	2	0	28	178	0	0	1	39.91
	Regular		0	78	22	0	2	0	19	121	0	0	1	
	Advance		0	42	6	0	0	0	9	57	0	0	0	
020 - WOODSIDE	Total	452	1	123	21	0	3	4	48	200	0	0	2	44.25
	Regular		1	87	14	0	2	3	34	141	0	0	2	
	Advance		0	36	7	0	1	1	14	59	0	0	0	
021 - WOODVALE	Total	461	0	91	20	0	1	0	39	151	0	0	4	32.75
	Regular		0	58	13	0	0	0	27	98	0	0	4	
	Advance		0	33	7	0	1	0	12	53	0	0	0	
022 - WOODVIEW	Total	390	0	44	9	0	2	2	27	84	0	0	2	21.54
	Regular		0	31	6	0	2	2	21	62	0	0	2	
	Advance		0	13	3	0	0	0	6	22	0	0	0	

Calgary-Lougheed Poll by Poll Results

Poll	Names on List	LARRY R	JASON	DAVID	WAYNE	LAUREN	ROMY	PHILLIP	Voter					
		HEATHER IND	KENNEY UCP	KHAN LIB	LESLIE IND	THORSTEINSON RP	TITTEL GPA	VAN DER MERWE NDP	V	D	R	S	Turnout (%)	
023 - WOODSTOCK	Total	451	0	141	22	0	4	0	30	197	0	0	2	43.68
	Regular		0	86	16	0	4	0	16	122	0	0	2	
	Advance		0	55	6	0	0	0	14	75	0	0	0	
024 - HULL	Total	445	0	145	11	0	2	1	39	198	0	0	0	44.49
	Regular		0	82	8	0	1	1	29	121	0	0	0	
	Advance		0	63	3	0	1	0	10	77	0	0	0	
025 - WOODMEADOW	Total	463	0	129	18	4	1	0	44	196	0	0	2	42.33
	Regular		0	53	9	2	0	0	28	92	0	0	2	
	Advance		0	76	9	2	1	0	16	104	0	0	0	
026 - WOODGROVE	Total	477	1	99	28	0	4	4	54	190	0	0	0	39.83
	Regular		0	38	15	0	3	1	32	89	0	0	0	
	Advance		1	61	13	0	1	3	22	101	0	0	0	
027 - WOODGREEN	Total	431	0	156	21	2	2	1	34	216	0	0	1	50.12
	Regular		0	76	15	2	2	1	26	122	0	0	1	
	Advance		0	80	6	0	0	0	8	94	0	0	0	
028 - EVERGREEN ESTATES	Total	378	1	132	15	0	2	1	28	179	0	0	0	47.35
	Regular		0	74	9	0	1	1	18	103	0	0	0	
	Advance		1	58	6	0	1	0	10	76	0	0	0	
029 - EVERGREEN COURT	Total	356	0	138	20	1	0	0	18	177	0	0	0	49.72
	Regular		0	60	9	0	0	0	13	82	0	0	0	
	Advance		0	78	11	1	0	0	5	95	0	0	0	
030 - EVERGREEN PLACE	Total	402	1	139	5	1	3	1	13	163	0	0	3	40.55
	Regular		1	57	4	1	3	1	7	74	0	0	3	
	Advance		0	82	1	0	0	0	6	89	0	0	0	
031 - EVERGREEN PLAZA	Total	362	1	111	7	0	0	0	14	133	0	0	0	36.74
	Regular		0	51	3	0	0	0	11	65	0	0	0	
	Advance		1	60	4	0	0	0	3	68	0	0	0	
032 - EVERGREEN LANE	Total	452	1	149	16	2	0	0	21	189	0	0	0	41.81
	Regular		0	85	11	2	0	0	15	113	0	0	0	
	Advance		1	64	5	0	0	0	6	76	0	0	0	
033 - SANDERSON RIDGE	Total	251	0	92	8	0	2	0	14	116	0	1	0	46.61
	Regular		0	50	7	0	1	0	13	71	0	1	0	
	Advance		0	42	1	0	1	0	1	45	0	0	0	
034 - FISH CREEK POINTE	Total	132	0	8	1	0	0	0	2	11	0	0	0	8.33
	Regular		0	4	1	0	0	0	2	7	0	0	0	
	Advance		0	4	0	0	0	0	0	4	0	0	0	
035 - EVERCREEK BLUFFS	Total	443	0	176	12	1	0	2	22	213	0	0	0	48.08
	Regular		0	95	9	0	0	2	16	122	0	0	0	
	Advance		0	81	3	1	0	0	6	91	0	0	0	
036 - EVERGLADE	Total	650	1	212	7	1	2	1	16	240	0	0	1	36.92
	Regular		1	124	5	1	1	1	12	145	0	0	1	
	Advance		0	88	2	0	1	0	4	95	0	0	0	
037 - EVERWOODS	Total	529	0	104	21	1	1	1	18	146	0	0	0	27.60
	Regular		0	79	15	1	1	1	17	114	0	0	0	
	Advance		0	25	6	0	0	0	1	32	0	0	0	
038 - EVERHOLLOW	Total	407	0	108	9	1	1	1	14	134	0	0	4	32.92
	Regular		0	78	8	1	0	1	10	98	0	0	4	
	Advance		0	30	1	0	1	0	4	36	0	0	0	
039 - EVERBROOK	Total	358	0	87	10	0	0	0	16	113	0	0	2	31.56
	Regular		0	59	7	0	0	0	10	76	0	0	2	
	Advance		0	28	3	0	0	0	6	37	0	0	0	
040 - EVERGREEN CIRCLE	Total	446	0	136	16	0	0	0	8	160	0	0	1	35.87
	Regular		0	77	15	0	0	0	8	100	0	0	1	
	Advance		0	59	1	0	0	0	0	60	0	0	0	
041 - EVERGREEN COMMON	Total	378	0	97	17	0	4	1	17	136	0	0	1	35.98
	Regular		0	50	10	0	3	0	9	72	0	0	1	
	Advance		0	47	7	0	1	1	8	64	0	0	0	
042 - EVERWILLOW	Total	458	0	121	3	0	2	0	25	151	0	0	0	32.97
	Regular		0	68	1	0	1	0	14	84	0	0	0	
	Advance		0	53	2	0	1	0	11	67	0	0	0	
043 - EVERSYPDE	Total	333	0	84	5	2	0	3	12	106	0	0	1	31.83
	Regular		0	67	4	2	0	3	12	88	0	0	1	
	Advance		0	17	1	0	0	0	0	18	0	0	0	
044 - EVEROAK CIRCLE	Total	335	0	85	3	0	0	0	26	114	0	0	4	34.03
	Regular		0	64	3	0	0	0	22	89	0	0	4	
	Advance		0	21	0	0	0	0	4	25	0	0	0	

Calgary-Lougheed Poll by Poll Results

Poll	Names on List	LARRY R	JASON	DAVID	WAYNE	LAUREN	ROMY	PHILLIP	Voter				
		HEATHER IND	KENNEY UCP	KHAN LIB	LESLIE IND	THORSTEINSON RP	TITTEL GPA	VAN DER MERWE NDP	V	D	R	S	Turnout (%)
045 - EVERBROOK CRESCENT	Total	319	0	74	1	0	0	14	89	0	0	2	27.90
	Regular		0	59	1	0	0	7	67	0	0	2	
	Advance		0	15	0	0	0	7	22	0	0	0	
046 - EVERHOLLOW GREEN	Total	310	0	74	11	1	2	8	96	0	0	1	30.97
	Regular		0	55	8	1	2	8	74	0	0	1	
	Advance		0	19	3	0	0	0	22	0	0	0	
047 - EVERGLEN CRESCENT	Total	412	0	112	13	0	1	2	10	138	0	0	33.50
	Regular		0	92	12	0	0	0	9	113	0	0	
	Advance		0	20	1	0	1	2	1	25	0	0	
048 - EVERMEADOW	Total	415	1	91	23	1	0	0	17	133	0	0	32.05
	Regular		1	72	19	1	0	0	17	110	0	0	
	Advance		0	19	4	0	0	0	0	23	0	0	
049 - EVERRIDGE GARDEN	Total	384	0	103	8	0	1	1	16	129	0	0	33.59
	Regular		0	77	8	0	1	1	15	102	0	0	
	Advance		0	26	0	0	0	0	1	27	0	0	
050 - EVERSYPDE WAY	Total	323	0	71	9	1	0	0	11	92	0	0	28.48
	Regular		0	43	5	1	0	0	9	58	0	0	
	Advance		0	28	4	0	0	0	2	34	0	0	
051 - EVERWILLOW BOULEVARD	Total	400	1	93	12	2	1	1	34	144	1	0	36.25
	Regular		1	52	11	2	1	1	26	94	0	0	
	Advance		0	41	1	0	0	0	8	50	1	0	
052 - EVERSTONE	Total	367	0	68	12	0	1	2	21	104	0	0	28.34
	Regular		0	48	10	0	1	1	16	76	0	0	
	Advance		0	20	2	0	0	1	5	28	0	0	
053 - EVERSYPDE CIRCLE	Total	413	0	85	17	1	2	0	20	125	0	0	30.27
	Regular		0	58	12	1	2	0	15	88	0	0	
	Advance		0	27	5	0	0	0	5	37	0	0	
054 - EVERRIDGE WAY	Total	351	0	93	8	1	2	0	16	120	0	0	34.19
	Regular		0	70	6	1	2	0	11	90	0	0	
	Advance		0	23	2	0	0	0	5	30	0	0	
055 - EVERRIDGE DRIVE	Total	301	0	49	6	0	1	0	10	66	0	0	21.93
	Regular		0	43	6	0	0	0	5	54	0	0	
	Advance		0	6	0	0	1	0	5	12	0	0	
056 - EVERGLEN WAY	Total	384	0	63	6	0	0	0	8	77	0	0	20.05
	Regular		0	47	6	0	0	0	8	61	0	0	
	Advance		0	16	0	0	0	0	0	16	0	0	
057 - EVERGLEN RISE	Total	320	0	42	12	0	4	0	8	66	0	0	20.63
	Regular		0	32	8	0	3	0	3	46	0	0	
	Advance		0	10	4	0	1	0	5	20	0	0	
058 - EVERSYPDE AVENUE	Total	379	1	46	14	0	0	2	17	80	0	0	21.11
	Regular		0	37	8	0	0	1	13	59	0	0	
	Advance		1	9	6	0	0	1	4	21	0	0	
059 - EVERGREEN WEST	Total	152	0	13	6	0	1	0	5	25	0	0	16.45
	Regular		0	8	3	0	1	0	2	14	0	0	
	Advance		0	5	3	0	0	0	3	11	0	0	
060 - EVERGREEN POINT	Total	148	0	14	2	0	0	0	3	19	0	0	12.84
	Regular		0	12	1	0	0	0	1	14	0	0	
	Advance		0	2	1	0	0	0	2	5	0	0	
061 - EVERSTONE DRIVE	Total	363	0	22	1	0	1	0	4	28	0	0	7.71
	Regular		0	0	0	0	1	0	0	1	0	0	
	Advance		0	22	1	0	0	0	4	27	0	0	
062/082 - EVERSTONE ROAD / SPRUCE MEADOWS	Total	410	0	61	1	0	0	0	16	78	0	0	19.02
	Regular		0	26	1	0	0	0	11	38	0	0	
	Advance		0	35	0	0	0	0	5	40	0	0	
063 - BRIDLEWOOD	Total	392	0	86	5	1	0	0	16	108	0	0	27.55
	Regular		0	68	2	1	0	0	13	84	0	0	
	Advance		0	18	3	0	0	0	3	24	0	0	
064 - BRIDLEGLEN	Total	360	0	61	11	0	0	1	18	91	0	0	25.28
	Regular		0	37	9	0	0	1	17	64	0	0	
	Advance		0	24	2	0	0	0	1	27	0	0	
065 - BRIDLERIDGE WAY	Total	413	0	75	5	0	3	0	19	102	0	0	24.70
	Regular		0	57	5	0	3	0	16	81	0	0	
	Advance		0	18	0	0	0	0	3	21	0	0	
066 - BRIDLEWOOD BUILDING	Total	238	0	23	6	0	1	1	11	42	0	0	17.65
	Regular		0	16	4	0	1	1	9	31	0	0	
	Advance		0	7	2	0	0	0	2	11	0	0	

Calgary-Lougheed Poll by Poll Results

Poll	Names on List	LARRY R	JASON	DAVID	WAYNE	LAUREN	ROMY	PHILLIP	Voter					
		HEATHER IND	KENNEY UCP	KHAN LIB	LESLIE IND	THORSTEINSON RP	TITTEL GPA	VAN DER MERWE NDP	V	D	R	S	Turnout (%)	
067 - BRIDLECREST POINT	Total	214	0	18	3	0	0	3	24	0	0	0	11.21	
	Regular		0	9	2	0	0	2	13	0	0	0		
	Advance		0	9	1	0	0	1	11	0	0	0		
068 - BRIDLECREST MANOR	Total	291	0	69	7	1	3	9	89	0	0	1	30.58	
	Regular		0	53	6	1	1	5	66	0	0	1		
	Advance		0	16	1	0	2	4	23	0	0	0		
069 - BRIDLECREST ROAD	Total	318	0	50	12	0	1	12	75	0	0	0	23.58	
	Regular		0	42	5	0	1	9	57	0	0	0		
	Advance		0	8	7	0	0	3	18	0	0	0		
070 - BRIDLECREST WAY	Total	271	0	19	5	0	3	10	37	0	0	3	13.65	
	Regular		0	11	5	0	2	9	27	0	0	3		
	Advance		0	8	0	0	1	1	10	0	0	0		
071 - BRIDLERIDGE CIRCLE	Total	295	0	63	12	0	3	15	94	0	0	0	31.86	
	Regular		0	46	9	0	3	15	74	0	0	0		
	Advance		0	17	3	0	0	0	20	0	0	0		
072 - BRIDLEPOST	Total	348	0	73	6	1	1	31	112	0	0	1	32.18	
	Regular		0	52	5	1	1	24	83	0	0	1		
	Advance		0	21	1	0	0	7	29	0	0	0		
073 - BRIDLEWOOD WAY	Total	423	0	96	14	1	0	25	136	0	0	0	32.15	
	Regular		0	76	12	1	0	22	111	0	0	0		
	Advance		0	20	2	0	0	3	25	0	0	0		
074 - BRIDLECREEK	Total	482	0	104	10	0	7	12	133	1	0	0	27.80	
	Regular		0	70	7	0	6	12	95	1	0	0		
	Advance		0	34	3	0	1	0	38	0	0	0		
075 - BRIDLEWOOD GATE	Total	379	0	73	6	0	3	17	99	0	0	0	26.12	
	Regular		0	48	5	0	2	11	66	0	0	0		
	Advance		0	25	1	0	1	6	33	0	0	0		
076 - BRIDLEWOOD AVENUE	Total	348	0	70	5	0	1	20	96	0	0	0	27.59	
	Regular		0	51	5	0	0	18	74	0	0	0		
	Advance		0	19	0	0	1	2	22	0	0	0		
077 - BRIDLEMEADOWS	Total	541	1	113	12	0	0	17	144	0	0	0	26.62	
	Regular		1	81	7	0	0	14	104	0	0	0		
	Advance		0	32	5	0	0	3	40	0	0	0		
078 - BRIDLE ESTATES	Total	353	0	196	8	1	1	26	233	0	1	0	66.29	
	Regular		0	98	7	0	1	16	122	0	0	0		
	Advance		0	98	1	1	0	10	111	0	1	0		
079 - BRIDLEMEADOWS MANOR	Total	363	0	61	11	1	3	29	105	0	0	0	28.93	
	Regular		0	40	7	1	3	24	75	0	0	0		
	Advance		0	21	4	0	0	5	30	0	0	0		
080 - BRIDLERIDGE GARDENS	Total	294	0	62	6	0	0	13	82	0	0	0	27.89	
	Regular		0	45	3	0	0	7	56	0	0	0		
	Advance		0	17	3	0	0	6	26	0	0	0		
081 - BRIDLEWOOD COURT	Total	305	0	59	4	1	0	22	86	1	0	1	28.52	
	Regular		0	47	4	1	0	20	72	1	0	1		
	Advance		0	17	3	0	0	6	26	0	0	0		
MOBILE 1	Mobile		1	18	3	1	0	1	0	24	0	0		
MOBILE 2	Mobile		1	149	8	0	1	1	12	172	0	0		
SPECIAL BALLOTS	Special		0	25	1	0	0	0	7	33	0	24	0	
Total (Regular)			13	4,827	727	35	106	40	1,340	7,088	1	3	69	22.83
Total (Advance)			7	2,741	270	6	30	18	463	3,535	1	1	27*	11.39
Total (All)		31,067	22	7,760	1,009	42	137	60	1,822	10,852	2	28	96	35.03

* spoiled ballots at the advance polls were not assigned a poll number, and are not reported for an individual poll.

FINANCIAL SUMMARY

Calgary-Lougheed 2017 By-election	Total
Employer Contributions	\$ 2,408.13
Travel	4,349.17
Advertising	19,918.49
Freight and Postage	25,688.43
Rentals - Returning Officer's Office	6,675.00
Rentals - Polling Places	11,980.00
Telephones and Communications	2,966.92
Contract Services - Printing	16,129.63
Contract Services - Returning Officer's Office Staff	40,646.67
Contract Services - Polling Staff	78,331.70
Contract Services – Other	97,963.00
Technology Services	46,047.17
Hosting	278.59
Election Materials and Supplies	2,087.56
TOTAL EXPENSES	\$ 355,470.46

In comparison to the 2016 Calgary-Greenway by-election, the Calgary-Lougheed by-election had 17 additional polling subdivisions and two additional advance polls, resulting in higher staffing needs, training, supplies and additional polling place rentals for a cost of \$30,700.

Additional costs associated with legislative changes and testing of new equipment and procedures are broken down as follows:

\$98,000	All costs associated with vote tabulators/voter assist terminals: hardware, software, license fees and supplies, including ballots
(45,000)	Decrease in advertising costs: newspaper and social media advertisements were completed by Elections Alberta staff and radio advertisements were not utilized
12,000	IT computer support staff used to set up technology in the polls and programming (set-up Wi-Fi, electronic poll books/vote anywhere, printers in all polling places)
4,000	Additional freight charges
3,300	Increase in minimum wage
\$72,300	Total cost due to legislative changes and testing of new equipment and procedures

COMPARATIVE STATISTICS - BY-ELECTIONS 1979-2017

By-Election Date	Electoral Division	Valid Ballots	Rejected Ballots	Declined Ballots	Ballots Cast	Names on List	Voter Turnout
December 14, 2017	Calgary-Lougheed	10,852	28	3	10,883	31,067	35.0%
March 22, 2016	Calgary-Greenway	8,270	60	2	8,332	28,709	29.0%
September 3, 2015	Calgary-Foothills	12,737	26	2	12,765	33,407	38.2%
October 27, 2014	Calgary-Elbow	12,670	23	2	12,695	34,163	37.2%
	Calgary-Foothills	11,842	14	19	11,875	32,743	36.3%
	Calgary-West	10,894	17	1	10,912	30,541	35.7%
	Edmonton-Whitemud	14,163	14	17	14,194	35,795	39.7%
September 14, 2009	Calgary-Glenmore	10,991	29	1	11,021	28,164	39.1%
June 12, 2007	Calgary-Elbow	10,538	13	3	10,554	30,538	34.6%
	Drumheller-Stettler	7,251	14	2	7,267	22,509	32.3%
April 8, 2002	Wainwright	6,552	12	0	6,564	19,563	33.6%
September 25, 2000	Red Deer-North	4,150	5	2	4,157	20,409	20.4%
June 12, 2000	Edmonton-Highlands	8,237	27	1	8,265	19,714	41.9%
June 17, 1998	Edmonton-McClung	9,406	10	0	9,416	23,094	40.8%
May 21, 1996	Redwater	8,680	18	2	8,700	19,130	45.5%
April 20, 1995	Calgary-McCall	5,720	17	2	5,739	20,514	28.0%
October 26, 1992	Three Hills	10,337	34	-	10,371	17,736	58.5%
July 21, 1992	Calgary-Buffalo	8,602	47	-	8,649	26,029	33.2%
March 5, 1992	Little Bow	5,585	18	-	5,603	9,158	61.2%
December 17, 1990	Edmonton-Strathcona	9,339	24	-	9,363	19,252	48.6%
May 9, 1989	Stettler	7,789	15	-	7,804	11,618	67.2%
November 23, 1987	Chinook	5,441	9	-	5,450	10,149	53.7%
December 11, 1985	Edmonton-Whitemud	9,900	10	-	9,910	30,082	32.9%
February 21, 1985	Spirit River-Fairview	6,839	11	-	6,850	10,545	65.0%
February 17, 1982	Olds-Didsbury	9,523	10	-	9,533	13,798	69.1%
November 21, 1979	Barrhead	6,342	29	-	6,371	11,409	55.8%

Note: Declined ballots were not tracked or reported until 1995 for By-Elections. Declined ballots were first reported in Alberta for the 1993 General Election.

RECOMMENDATIONS FOR AMENDMENTS TO THE *ELECTION ACT*

On November 7, 2017, the Chief Electoral Officer sought and received approval from the Standing Committee on Legislative Offices to test automated vote tabulators, voter assist terminals and a centralized Special Ballot procedure at the next by-election in compliance with section 4.1 of the *Election Act*.

The Calgary-Lougheed by-election was called on November 16, 2017. The equipment and procedures tested were successfully utilized and implemented throughout the by-election.

On December 4, 2017, Bill 32: An Act to Strengthen and Protect Democracy in Alberta was introduced in the legislature. The Bill received royal assent on December 15, 2017.

The following recommendations pertain to the *Election Act* as amended by Bill 32, as a result of the new initiatives successfully tested at the by-election.

AUTOMATED VOTE TABULATORS

The use of tabulators in the Calgary-Lougheed by-election provided fast, efficient and accurate tabulation of ballots and reporting of election results for election officers and made the work of election officers easier, improved the elector experience, and allowed for advance poll workers to be re-deployed on Election Day, reducing hiring and training requirements.

Bill 32 amendments to the *Election Act* will now provide electors with five days to vote during the advance poll. In the three by-elections that have taken place since the 2015 general election, the utilization of advance polls has increased substantially from an average of 20% of the total votes cast to an average of 31% of total votes cast. This uptake, combined with the addition of a fifth advance poll day is resulting in a substantial increase in the volume of advance poll ballots cast. As a direct result, the counting of the votes on election night becomes increasingly more time consuming for the advance poll election officers who are not permitted to count advance poll ballots before the close of polls on Election Day. When automated vote tabulators are used, the count time is reduced from over two hours to as little as two minutes and allows for the advance poll voting results to be reported publically immediately thereafter.

Additionally, the advance poll election officers, due to their election experience gained over the five days, are the most skilled and knowledgeable of the election processes, but cannot be re-deployed to serve electors on Election Day as they must be utilized following the close of polls for the manual unofficial count of the advance poll ballots. When automated vote tabulators are used, the process of retrieving the tabulated advance poll results from the tabulator can be performed by the returning office staff, freeing up the advance poll election officers to serve electors at the polls on Election Day.

The acquisition and deployment of tabulators, does however, require additional monetary and staffing resources. These additional election costs can be mitigated by contracting with other electoral agencies that have already invested in the technology, as well as modifying the staffing structure at the polls (see recommendation under Electronic Poll Book).

Electors are now permitted to vote at any advance poll location in the province. Using manual vote tabulation methods, the unofficial count of ballots on election night may not include the advance poll ballots by electors who voted outside of their home electoral division. At the close of advance polls, these out-of-electoral division ballots will need to be couriered from over 160 locations across Alberta to Edmonton to be counted by Elections Alberta on behalf of each returning officer. Post-election, the official count of the ballots by the returning officers in each of the 87 electoral divisions will be delayed until all ballots from the advance poll electors who voted in other electoral divisions throughout the province have been received.

If we are permitted to use vote tabulators to count the out-of-electoral division advance poll ballots, we can provide more accurate unofficial results to include these ballots on election night.

Recommendation

Amend s. 4.12 to allow the use of automated vote tabulator equipment.

VOTER ASSIST TERMINALS

Bill 32 included the option for the Chief Electoral Officer to provide accessible voting equipment during an election, provided that the equipment:

- Allows the elector to vote privately and independently,
- Is not connected to an electronic network,
- Is tested before and after it is used,
- Utilizes a ballot that contains the same information as other ballots used in the election,
- Creates a paper record of the ballot and the vote cast,
- Allows the elector to verify their vote without assistance, both before and after the ballot is printed, and
- Does not enable the choice of an elector to be made known.

The only technology capable of meeting the above requirements prints a unique ballot to record the electronic vote. In the Calgary-Lougheed by-election, the voter assist terminal was not accessed by an elector. In previous by-elections, the voter assist terminals have only been used once or twice within an electoral division.

Due to the low usage of the voter assist terminal, and the fact that the ballots and counting procedures are different, the utilization of accessible voting equipment under the current legislation may result in the choice of an elector being identifiable, compromising the secrecy of the elector's vote. Where tabulators are utilized to count Special Ballots in addition to the accessible ballots, the secrecy of the vote can be preserved by ensuring that tabulators are not dedicated solely to the accessible ballots. Allowing more flexibility in where the automated vote tabulators are deployed would allow the returning officer to combine the accessible ballots with another poll to maintain the secrecy of the vote.

Recommendation

Amend s. 4.12 to allow the use of automated vote tabulator equipment.

ELECTRONIC POLL BOOK / STAFFING

The electronic poll book, especially when combined with automated vote tabulators creates a high level of efficiency in the polls. It allows for electors to vote anywhere in the province, as well as provides step-by-step guidance for election officers in the look up of electors and issuance of the ballot. In the Calgary-Lougheed by-election, these efficiencies resulted in electors being able to vote in under a minute, but the polls were substantially overstaffed, due to the prescriptive requirements for staffing in the legislation.

With the increase in elector’s voting at the advance polls, the addition of a fifth day of advance voting, the availability of vote anywhere, and the prescriptive legislative requirements for specific election officers, the staffing levels at the advance polls will increase dramatically in the next general election. The following table displays the anticipated staffing levels for the advance and special mobile polls at the next provincial general election.

2019 GENERAL ELECTION
ANTICIPATED STAFFING NUMBERS FOR ADVANCE AND SPECIAL MOBILE POLLS

	<i>Advance Polls</i>	<i>Special Mobile Polls</i>	<i>Staffing Costs</i>
<i>Deputy Returning Officer</i>	308	182	\$654,150
<i>Poll Clerk</i>	308	182	\$654,150
<i>Registration Officer</i>	165	N/A	\$220,275
Total	781	364	\$1,528,575

Note: Charts do not include other positions such as the Information Officer and Supervisory Deputy Returning Officer which would not be impacted by changes to staffing for polling stations. Registration Officers are included in the totals, as they will be involved in issuing out-of-electoral division ballots at the advance polls.

If the legislation provided for flexibility to staff election officers, rather than the rigid prescription of roles between the deputy returning officer, poll clerk and registration officer, these polling stations could be staffed as per the anticipated needs of the location, with a potential cost savings of \$594,075 (as shown below).

PROPOSED STAFFING LEVELS WITH FLEXIBLE STAFF ASSIGNMENTS

	<i>Advance Polls</i>	<i>Special Mobile Polls</i>	<i>Staffing Cost</i>
<i>Election Officer</i>	500	200	\$934,500

Recommendation
 Repeal sections related to election officers specific roles and responsibilities. Create a new section that provides for the appointment of election officers by the returning officer to perform the designated functions under the Act.

Election officers will still have titles to delineate their roles, but the titles and roles will be assigned as an administrative feature, not a legislative feature, to cover all the required duties under the Act and any other practical duties and responsibilities.

As a result of the increased utilization of advance polls, as well as the addition of special mobile polls, which may result in as many as 180 new voting locations across the province on advance poll days, the number of electors who vote on Election Day is decreasing. Due to the legislative requirement for a polling station to be established for each polling subdivision, each with a maximum of 450 electors, the Election Day polls will be overstaffed. We anticipate the staffing numbers on Election Day as follows:

2019 GENERAL ELECTION – ANTICIPATED STAFFING NUMBERS FOR ELECTION DAY POLLS

	<i>Polling Station (450 electors)</i>	<i>Staffing Cost</i>
<i>Deputy Returning Officer</i>	5677	\$1,788,255
<i>Poll Clerk</i>	5677	\$1,788,255
Total	11,354	\$3,576,510

Note: Charts do not include other positions such as the Registration Officer, Information Officer and Supervisory Deputy Returning Officer which would not be impacted by changes to staffing for polling stations.

The basic function of a polling subdivision is to achieve an orderly, evenly distributed population of electors at any given polling station. Flexibility for the returning officer to determine the number of polling stations required in their electoral division based on geographical, historical, and population growth factors would allow them to be more responsive to the needs of the electorate, while maintaining appropriate staffing levels. For illustration purposes, the following chart outlines the changes to staffing levels if a polling station was established for 650 electors.

STAFFING LEVELS WITH 650 ELECTORS ASSIGNED PER POLLING STATION

	<i>Polling Station (650 electors)</i>	<i>Staffing Cost</i>
<i>Deputy Returning Officer</i>	3930	\$1,237,950
<i>Poll Clerk</i>	3930	\$1,237,950
Total	7860	\$2,475,900

While the preferred method of determining polling stations is on the basis of workability, not by number, the above illustration represents a 31% reduction in polling stations required on Election Day for a cost savings of \$1,100,610.

Recommendation
 Remove the restriction in s.14: “and shall attempt to ensure, as far as possible, that no subdivision contains more than 450 electors.”



Suite 100, 11510 Kingsway NW Edmonton, Alberta T5G 2Y5

Phone: 780-427-7191 Toll-Free: 310-0000-780-427-7191

Website: www.elections.ab.ca Email: info@elections.ab.ca

ISBN 978-1-988620-06-0

