

# VOLUME III ELECTION FINANCES



# 2019 GENERAL ELECTION

A REPORT OF THE  
CHIEF ELECTORAL OFFICER

[www.elections.ab.ca](http://www.elections.ab.ca)



**Images furnished by:**

Cover – Gorodenkoff | Adobe Stock  
Page 18 – Skeeze | Pixabay.com  
Page 31 – Markus Spiske | Unsplash.com

All other images are property of Elections Alberta or from within the Public Sphere.



Suite 100  
11510 Kingsway NW  
Edmonton, Alberta  
Canada T5G 2Y5

Tel | 780.427.7191  
Fax | 780.422.2900

info@elections.ab.ca

July 2020

Mr. Joseph Schow, Chair  
Standing Committee on Legislative Offices  
6th Floor, Federal Building  
9820 107 Street NW  
Edmonton, Alberta T5K 1E7

Dear Mr. Schow:

I have the honour and privilege to submit the Report of the Chief Electoral Officer on the 2019 Provincial General Election: Volume III in accordance with the provisions of section 4(2) of the *Election Finances and Contributions Disclosure Act* (EFCDA).

Volume III presents information on the financial activities of political participants relating to the election event under the EFCDA.

Volumes I and II were released on March 16, 2020:

- Volume I provides information on conducting the election event, statistics, costs of the event and recommendations under the *Election Act*.
- Volume II comprises poll-by-poll results and polling subdivision maps from all 87 electoral divisions.

Should you require additional information or clarification on anything contained in the Report, I would be pleased to respond.

Sincerely,

A handwritten signature in blue ink that reads "Glen Resler".

Glen Resler, CPA, CMA  
Chief Electoral Officer



# CONTENTS

<b>1 OVERVIEW</b> .....	1
<b>WHY DO WE REGULATE ELECTION FINANCES?</b> .....	1
Contributions .....	1
Expenses .....	1
Our Role .....	1
<b>REPORT HIGHLIGHTS</b> .....	2
<b>KEY DATES</b> .....	4
<b>2 EVENT FRAMEWORK</b> .....	5
<b>ELECTORAL DIVISION BOUNDARIES</b> .....	5
<b>LEGISLATIVE CHANGES</b> .....	6
Financial Reporting .....	7
Contribution Limits .....	9
Expense Limits.....	11
Late Filing .....	12
Election Event Complaints .....	12
<b>3 POLITICAL PARTIES</b> .....	13
<b>OVERVIEW</b> .....	13
<b>POLITICAL PARTY CAMPAIGN PERIOD FINANCIAL RETURNS</b> .....	14
Political Party Campaign Revenues, Expenses and Transfers.....	14
Political Party Election Expenses.....	16
<b>4 NOMINATION CONTESTANTS</b> .....	17
<b>OVERVIEW</b> .....	17
Nomination Contests .....	18
<b>NOMINATION CONTESTANT CAMPAIGN PERIOD FINANCIAL RETURNS</b> .....	20
Nomination Contestant Revenues, Expenses and Transfers .....	21
Nomination Contestant Campaign Transfers .....	23
Nomination Contestant Election Expenses.....	23
Nomination Contestant Campaign Surpluses .....	23
Nomination Contestant Campaign Deficits .....	24

<b>5</b>	CANDIDATES .....	25
	OVERVIEW .....	25
	CANDIDATE CAMPAIGN FINANCES .....	26
	CANDIDATE CAMPAIGN PERIOD FINANCIAL RETURNS .....	30
	Candidate Revenues, Expenses and Transfers .....	30
	Party and Constituency Association Financial Support to Candidates.....	32
	Candidate Election Expenses.....	32
	Candidate Campaign Surpluses .....	33
	Candidate Campaign Deficits .....	34
<b>6</b>	THIRD PARTY ADVERTISERS .....	35
	OVERVIEW .....	35
	ETPA WEEKLY CONTRIBUTION REPORTS.....	36
	ETPA Contributors and Contributions .....	38
	ETPA ELECTION ADVERTISING PERIOD FINANCIAL RETURNS .....	39
	ETPA Revenues, Expenses and Transfers .....	40
	ETPA Transfers.....	41
<b>7</b>	APPENDICES.....	43
	APPENDIX A - Political Party Campaign Contributions .....	43
	APPENDIX B - Political Party Campaign Contributions 2015 vs. 2019 .....	43
	APPENDIX C - Number of Nomination Contestants Registered per Month .....	44
	APPENDIX D - Nomination Contestant Fees, Deposits and Contest Budgets.....	44
	APPENDIX E - Nomination Contestant Campaign Finances by Electoral Division .....	45
	APPENDIX F - Nomination Contestant and CFO Late and Non-Filers .....	66
	APPENDIX G - Candidate Campaign Finances by Electoral Division .....	68
	APPENDIX H - Candidate and CFO Late and Non-Filers .....	83
	APPENDIX I - Combined Political Party and Candidate Campaign Contributions.....	84
	APPENDIX J - ETPA Advertising Contributions .....	85

# 1 OVERVIEW

## WHY DO WE REGULATE ELECTION FINANCES?

Elections Alberta's mandate includes the responsibility to:

- administer open, fair and impartial elections
- serve in an advisory and regulatory role to achieve compliance in electoral finance activities
- provide the public with disclosure through the publication of reports and financial statements.

The Supreme Court of Canada has stated that the *primary mechanism by which the state promotes equality in the political discourse is through the electoral financing regime.*<sup>1</sup>

### Contributions

In 2016, the government introduced an annual contribution limit of \$4,000 for individuals. The limit was considered a reasonable aggregate limit to help to ensure contributors do not have significant influence over a political party, candidate, or contestant.

### Expenses

The 2016 legislation changes included new election period expense limits. Expense limits are intended to advance the perception of electoral fairness because election participants do not need wealth to be competitive with other participants.<sup>2</sup>

### Our Role

We audit political participants' financial statements for compliance with contribution and expense limits. We also disclose those financial statements and the results of our audits—this report is a key element of that disclosure.

We encourage readers to consider how our regulation of election finances helps ensure a *level playing field* for all participants.



---

<sup>1</sup> Harper v. Canada (Attorney General), [2004] 1 S.C.R. 827, 2004 SCC 33, para. 102.

<sup>2</sup> Ibid 1 at para. 109.

# REPORT HIGHLIGHTS

Albertans have a right to know who funded political participants and how they spent funds for the 2019 Provincial General Election

**We registered 1,294 political participants** for the election and provided resources to assist them in understanding the rules of participation under Alberta's electoral legislation



Who were the political participants and how many were registered?

**13** Political Parties

**541** Candidates

**710** Nomination Contestants

**30** Election Third Party Advertisers

All registered political participants were required to file financial reports, even those that did not raise or spend any money



## REPORT HIGHLIGHTS

We receive and review all financial returns from political participants to ensure accuracy, and publicly disclose the information to ensure transparency

How much did political participants **raise** and **spend**?

**\$7.9M / \$11.3M**

Parties

**\$11.0M / \$10.2M**

Candidates

**\$2.1M / \$2.0M**


Nomination Contestants

**\$2.1M / \$1.9M**


Election Third Party Advertisers

---

**\$23.1M / \$25.4M**



*We charged late filing penalties to 87 political participants who failed to report their financial activities on time*

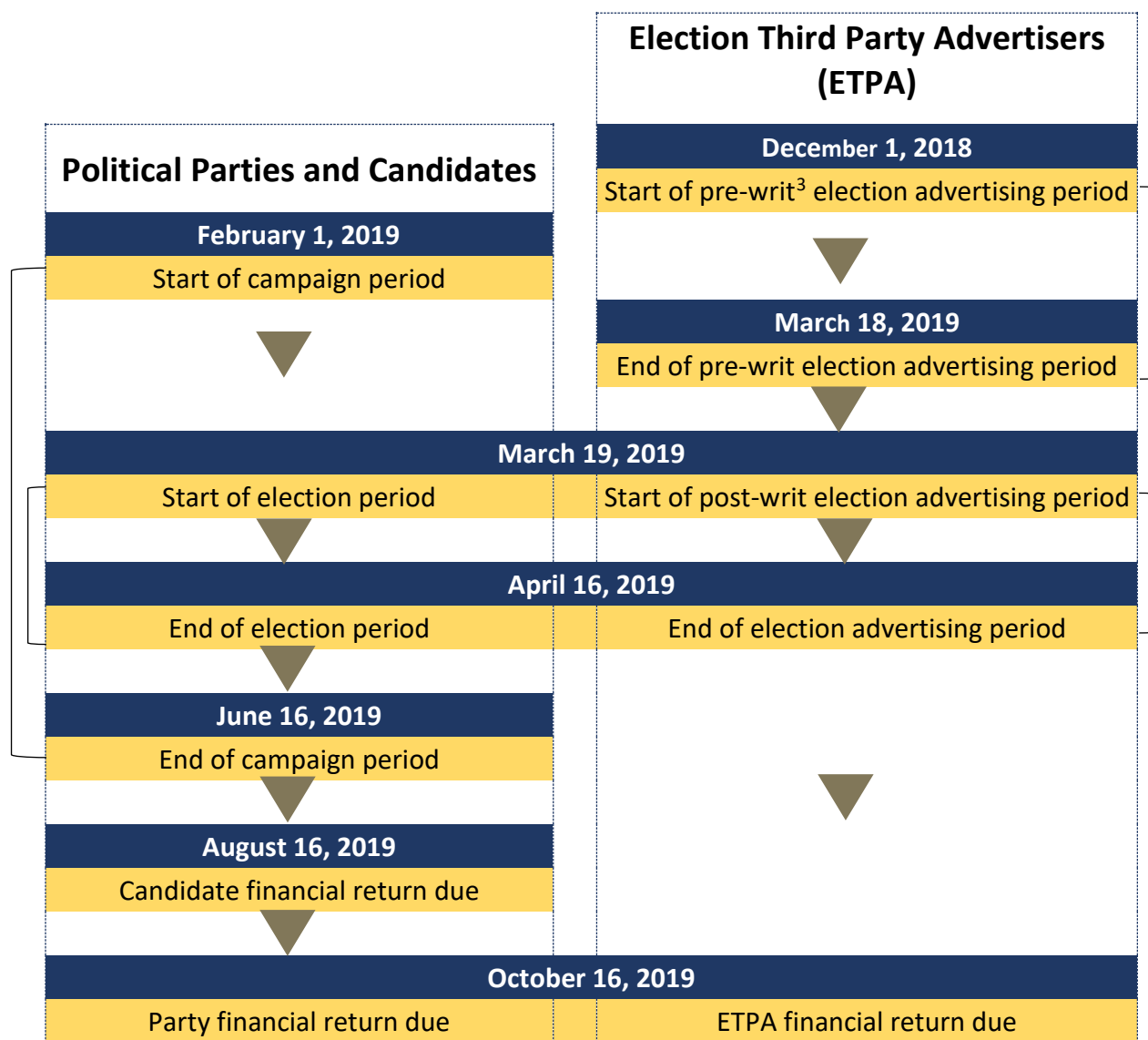


We applied prohibitions against future electoral participation to 37 nomination contestants and candidates, and their chief financial officers

# KEY DATES

Political parties held nomination contests prior to the 2019 Provincial General Election with nomination contestant registrations ranging from August 2017 to March 2019. See Section 4 for a detailed summary of key dates and activities for nomination contestants.

The April 16, 2019 Provincial General Election was conducted in compliance with the *Election Act* and the *Election Finances and Contributions Disclosure Act* (EFCDA). The following key dates established by the legislation set out financial reporting periods and filing deadlines for candidates, political parties, and election third party advertisers. Note that key dates pertaining to these political participants intersect for the election period and again for the filing deadline.



<sup>3</sup> Pre-writ means prior to Writs of Election issued

# 2 EVENT FRAMEWORK

## ELECTORAL DIVISION BOUNDARIES

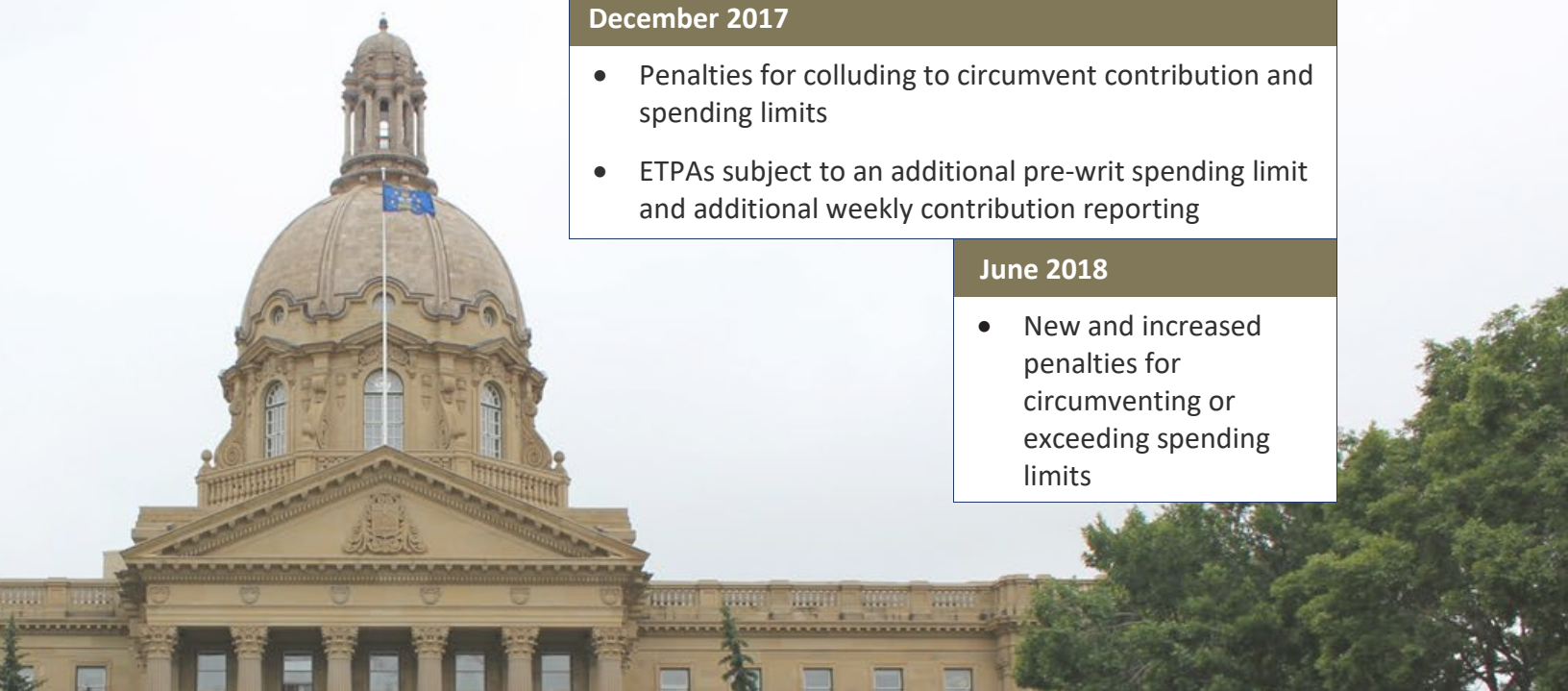
The *Electoral Divisions Act* defined **87 new electoral division boundaries** for the 2019 Provincial General Election. Political parties and their constituency associations held nomination contests to select their candidates in the new electoral divisions, although the boundaries did not come into force until the Writs of Election were issued on March 19, 2019.

01	Calgary-Acadia	30	Edmonton-Decore	59	Drumheller-Stettler
02	Calgary-Beddington	31	Edmonton-Ellerslie	60	Fort McMurray-Lac La Biche
03	Calgary-Bow	32	Edmonton-Glenora	61	Fort McMurray-Wood Buffalo
04	Calgary-Buffalo	33	Edmonton-Gold Bar	62	Fort Saskatchewan-Vegreville
05	Calgary-Cross	34	Edmonton-Highlands-Norwood	63	Grande Prairie
06	Calgary-Currie	35	Edmonton-Manning	64	Grande Prairie-Wapiti
07	Calgary-East	36	Edmonton-McClung	65	Highwood
08	Calgary-Edgemont	37	Edmonton-Meadows	66	Innisfail-Sylvan Lake
09	Calgary-Elbow	38	Edmonton-Mill Woods	67	Lac Ste. Anne-Parkland
10	Calgary-Falconridge	39	Edmonton-North West	68	Lacombe-Ponoka
11	Calgary-Fish Creek	40	Edmonton-Riverview	69	Leduc-Beaumont
12	Calgary-Foothills	41	Edmonton-Rutherford	70	Lesser Slave Lake
13	Calgary-Glenmore	42	Edmonton-South	71	Lethbridge-East
14	Calgary-Hays	43	Edmonton-South West	72	Lethbridge-West
15	Calgary-Klein	44	Edmonton-Strathcona	73	Livingstone-Macleod
16	Calgary-Lougheed	45	Edmonton-West Henday	74	Maskwacis-Wetaskiwin
17	Calgary-McCall	46	Edmonton-Whitemud	75	Morinville-St. Albert
18	Calgary-Mountain View	47	Airdrie-Cochrane	76	Olds-Didsbury-Three Hills
19	Calgary-North	48	Airdrie-East	77	Peace River
20	Calgary-North East	49	Athabasca-Barrhead-Westlock	78	Red Deer-North
21	Calgary-North West	50	Banff-Kananaskis	79	Red Deer-South
22	Calgary-Peigan	51	Bonnyville-Cold Lake-St. Paul	80	Rimbey-Rocky Mountain House-Sundre
23	Calgary-Shaw	52	Brooks-Medicine Hat	81	Sherwood Park
24	Calgary-South East	53	Camrose	82	Spruce Grove-Stony Plain
25	Calgary-Varsity	54	Cardston-Siksika	83	St. Albert
26	Calgary-West	55	Central Peace-Notley	84	Strathcona-Sherwood Park
27	Edmonton-Beverly-Clareview	56	Chestermere-Strathmore	85	Taber-Warner
28	Edmonton-Castle Downs	57	Cypress-Medicine Hat	86	Vermilion-Lloydminster-Wainwright
29	Edmonton-City Centre	58	Drayton Valley-Devon	87	West Yellowhead

# LEGISLATIVE CHANGES

Sweeping legislative changes were made to Alberta’s electoral legislation following the 2015 Provincial General Election. New kinds of political participants, new rules for financial reporting, and new limits on contributions and expenses were introduced in the EFCDA. Key changes affecting political participants for the 2019 Provincial General Election are outlined below.

<b>June 2015</b>		
<ul style="list-style-type: none"> <li>• Corporations, trade unions and employee organizations prohibited from contributing to political parties, constituency associations, candidates</li> </ul>		
<b>November 2016</b>		
<ul style="list-style-type: none"> <li>• Regulation of political party nomination contests and contestants</li> <li>• Single contribution limit per person per calendar year across all political parties, constituency associations, candidates, nomination contestants, leadership contestants</li> </ul>	<ul style="list-style-type: none"> <li>• Spending limits for parties, candidates, nomination contestants</li> <li>• Automatic late filing penalties for all financial statements and returns</li> <li>• Late filing grace period</li> <li>• Loans and guarantees subject to contribution limits</li> </ul>	<ul style="list-style-type: none"> <li>• Third party advertising split into election advertising and political advertising</li> <li>• Removal of third party advertising contribution limit</li> <li>• Spending limit for ETPAs</li> <li>• Weekly contribution reporting for ETPAs</li> </ul>
<b>December 2017</b>		
<ul style="list-style-type: none"> <li>• Penalties for colluding to circumvent contribution and spending limits</li> <li>• ETPAs subject to an additional pre-writ spending limit and additional weekly contribution reporting</li> </ul>		
<b>June 2018</b>		
<ul style="list-style-type: none"> <li>• New and increased penalties for circumventing or exceeding spending limits</li> </ul>		



## Financial Reporting

Registered participants in the previous general election consisted of political parties, candidates and third party advertisers. Nomination contestants were added for the 2019 Provincial General Election. Report types, reporting periods and filing deadlines are summarized below.



	Nomination				
	Political Party	Contestant	Candidate	ETPA	
Report Type	Campaign period return	Campaign period return	Campaign period return	Election advertising period return	Weekly contribution report
Reporting Period	February 1 to June 16	Various	February 1 to June 16	December 1 to April 16	December 1 to April 16
Filing Deadline	October 16	Various	August 16	October 16	Thursdays

Financial reporting for the 2019 Provincial General Election required participants to provide more detail than ever before, due to new expense limit legislation. What was formerly a two-page hard copy financial statement submission, grew to over 20 pages with supplemental schedules for political participants to report details of all revenues and expenses.

We examine all documentation and adjust financial statements as necessary for accuracy and compliance. As of June 30, 2020—the effective date of the information in this report—our reviews were substantially complete. Some amounts may change as final queries are resolved or new information becomes available.

The form and manner of financial reporting may change over time, but what remains consistent is the requirement for every registered political participant to disclose their financial activity no matter the degree (high, low or nil) and regardless of whether the participant wins or loses, withdraws or does not engage in the election.



## Contribution Limits

Contribution limits changed significantly between the 2015 and 2019 Provincial General Elections. Figure 1 illustrates how the limits were consolidated into a single \$4,000 limit that was in effect for the 2019 Provincial General Election. For ETPA contribution limits refer to Section 6.

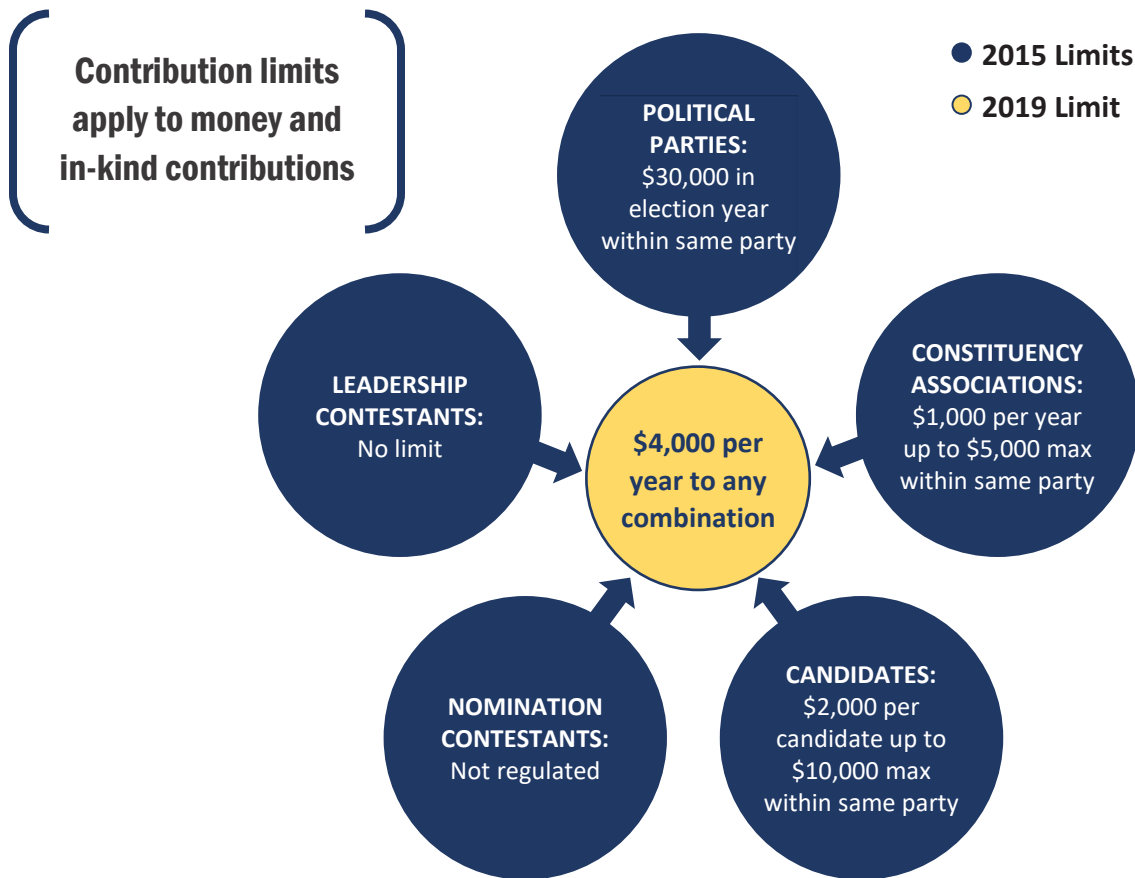


Figure 1: Comparison of Contribution Limits 2015 vs. 2019 Provincial General Elections

Contributions by corporations, trade unions, and employee organizations to political parties, constituency associations, and candidates were banned after the 2015 Provincial General Election. This later applied to leadership contestants and nomination contestants as well.

Only individuals ordinarily resident in Alberta could contribute to political parties, nomination contestants and candidates for the 2019 Provincial General Election.



Due to new regulations on nomination contests and a single \$4,000 aggregate contribution limit across all political participants, we developed a secure online application to handle the increased volume of registrations and financial reports.

Our Online Financial System (OFS) was launched in spring 2018. The system is user-driven—we grant political participants access to submit and/or confirm their registration and contribution information electronically. For 2020 and future years, we are expanding the

capabilities of OFS to allow political entities to submit all their financial reports, including expenses, electronically.

Political participants for the general election were given OFS access to report contributions and issue official contribution receipts to their contributors.<sup>4</sup>

With OFS and related tools, the effectiveness of our monitoring and disclosure of contribution information has greatly improved. We are now better able to:



Help political participants prevent prohibited contributors and contributions, as some contributors donate more than once and to different political affiliations



Quickly detect prohibited contributors or contributions and have political participants correct or refund them



Refer contribution violations to the Election Commissioner on a timely basis



Expand our use of risk-focused auditing procedures to ensure legislative compliance

---

<sup>4</sup> The Alberta New Democratic Party's policy does not allow their candidates to accept contributions directly, so we did not give NDP candidates and Chief Financial Officers OFS access. The party filed nil contribution reports on their behalf.



## Expense Limits

There were no expense limits in the 2015 Provincial General Election. Spending limits came into force in the EFCDA in November 2016, with additional limits for ETPAs legislated in December 2017. The limits were in effect for the 2019 Provincial General Election.

Spending limits apply only to “election expenses” which are defined as expenses for the use, distribution, or consumption of property, goods, or services for the participant’s promotion or for opposing other participants. Legislated limits and periods along with expense categories as defined by Elections Alberta are summarized below.

Political Party	Nomination Contestant	Candidate	ETPA
\$2,000,000	\$10,000	\$50,000	\$150,000*
<b>Election period</b> March 19 to April 16	<b>Nomination contest period</b> Various dates	<b>Election period</b> March 19 to April 16	<b>Pre-writ election advertising period</b> December 1 to March 18
<ul style="list-style-type: none"> <li>• Advertising, posters, pamphlets &amp; promotional</li> <li>• Furniture &amp; equipment rental</li> <li>• Office occupancy, meeting space, telephone &amp; supplies</li> <li>• Signs &amp; structural support</li> <li>• Polling (opinion surveys, market research)</li> <li>• Honoraria &amp; salaries</li> <li>• Other</li> </ul>			<p><i>plus</i></p> <p>\$150,000*</p> <p><b>Election advertising period</b> March 19 to April 16</p> <p>*Maximum \$3,000 per electoral division</p>

Elections Alberta examines all expense details submitted and may request additional supporting documentation to ensure expenses are appropriately recorded. Serious fines and penalties apply for over-spending or circumventing election expense limits.

- Advertising & office costs
- Honoraria & salaries
- Paid advertising
- Polling & research
- Production costs
- Promotional materials
- Public relations
- Technology costs
- Other

## Late Filing



An automatic \$500 late filing fee was introduced into the EFCDA in November 2016. All political participants and their Chief Financial Officers (CFOs) are jointly liable to pay the late fee for missing their financial statement filing deadline.



Built into the late filing fee legislation is a grace period allowing nomination contestants and candidates 10 days after the deadline to file without further penalty. Failure to file within the 10 days results in being named in a report to the Speaker of the Legislative Assembly and prohibition from registering as a candidate or CFO for up to eight years. Political parties and ETPAs have a 30-day grace period and may be de-registered if they fail to file.



We maintain the list of ineligible persons and publish the information on our website.



Non-filers are referred to the Election Commissioner to investigate and assess if further penalties are warranted. We may refer non-payment of late fees to Crown Debt Collections.

We make every effort to help political participants submit their financial statements on time and to bring late filers into compliance as soon as possible. Very few participants never file, and the most severe consequences are applied to these participants and their CFOs. Our website at [www.elections.ab.ca](http://www.elections.ab.ca) contains further information.

## Election Event Complaints

For the period spanning nomination contests to the filing of election financial returns, compliance and enforcement staff received over 800 complaints related to allegations of potential violations of the *Election Act* and/or the EFCDA. Full reporting will be provided in the 2019-2020 Annual Report of the Chief Electoral Officer.


# 3 POLITICAL PARTIES

## OVERVIEW

Every registered party must run at least one candidate in a general election to maintain registration in good standing

Thirteen registered political parties endorsed candidates for the 2019 Provincial General Election.

The Alberta Independence Party attained registration by endorsing candidates in over half of the 87 electoral divisions following the issuance of the Writs of Election. Three other parties registered since the 2015 Provincial General Election: Alberta Advantage Party, Reform Party of Alberta, and United Conservative Party. Two parties were approved for name changes: Alberta Social Credit Party changed its name to Pro-Life Alberta Political Association and Alberta First Party changed its name to Freedom Conservative Party of Alberta.



Party names and abbreviations below are used throughout this report:

- Alberta Advantage Party (AAP)
- Alberta Independence Party (AIP)
- Alberta Liberal Party (LIB)
- Alberta New Democratic Party (NDP)
- Alberta Party (AP)
- Communist Party – Alberta (CP-A)
- Freedom Conservative Party of Alberta (FCPA)
- Green Party of Alberta (GPA)
- Pro-Life Alberta Political Association (PAPA)
- Progressive Conservative Association of Alberta (PC)
- Reform Party of Alberta (REF)
- United Conservative Party (UCP)
- Wildrose Party (WRP)

# POLITICAL PARTY CAMPAIGN PERIOD FINANCIAL RETURNS

Political parties were required to file financial returns by October 16, 2019—six months after Election Day—to report all financial activity related to the campaign period that ran from February 1, 2019 to June 16, 2019.

Ten political parties met the financial statement filing requirements. Three parties filed late and were subject to an automatic \$500 late filing fee: Alberta Advantage Party, Communist Party-Alberta and Freedom Conservative Party of Alberta.

**Parties must file audited financial statements if revenue or expenses exceed \$1,000**

## Political Party Campaign Revenues, Expenses and Transfers

**Parties raised \$7.9M and spent \$11.3M overall**

Figure 2 highlights the vast differences in campaign fund-raising and spending across political parties. Most parties spent more than they raised. Details for each party follow.

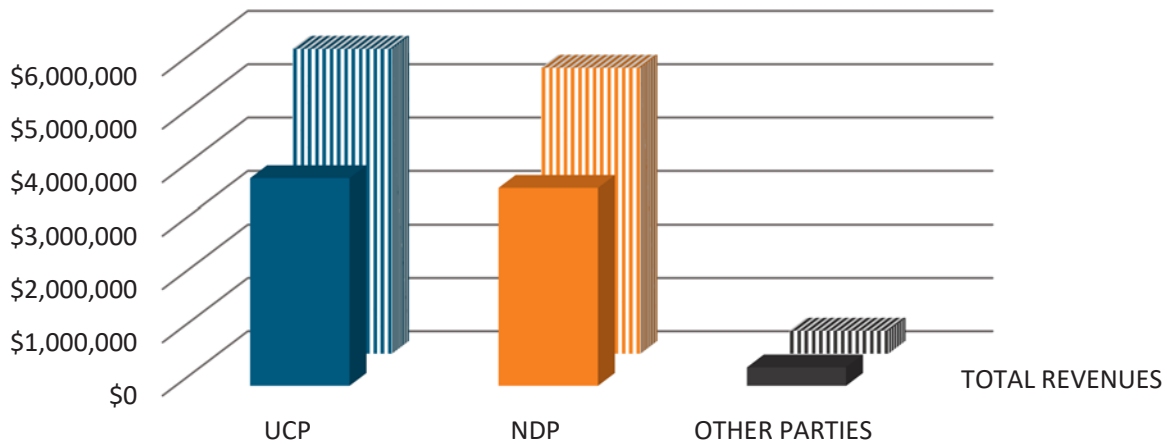


Figure 2: Total Political Party Campaign Revenues and Expenses

Table 1 summarizes total revenues, expenses and transfers reported by political parties. Contribution revenue is tax-receipted to contributors. More details are provided in Appendix A and B. Transfers and election expenses are clarified on the following page.

**Table 1: Total Political Party Campaign Revenues, Expenses and Transfers**

Party	Revenues			Expenses			Surplus (Deficit)
	Contributions	Other Revenue	Transfers Received	Election Expenses <sup>5</sup>	Other Expenses	Transfers Issued <sup>6</sup>	
AAP*	\$ 4,135	\$ 3,428	\$ -	\$ 9,593	\$ 5,166	\$ 417	\$ (7,613)
AIP	\$ -	\$ -	\$ -	\$ -	\$ -	\$ -	\$ -
LIB*	\$ 77,740	\$ 10,369	\$ 12,995	\$ 54,396	\$ 33,784	\$ 41,383	\$ (28,459)
NDP*	\$ 3,669,226	\$ 34,560	\$ -	\$ 1,989,084	\$ 1,525,583	\$ 1,897,236	\$ (1,708,117)
AP*	\$ 178,746	\$ 15,459	\$ 12,392	\$ 118,960	\$ 69,284	\$ 11,691	\$ 6,662
CP-A	\$ -	\$ -	\$ -	\$ 98	\$ -	\$ -	\$ (98)
FCPA*	\$ 13,872	\$ 2,672	\$ 690	\$ 24,160	\$ 11,550	\$ 10,340	\$ (28,816)
GPA*	\$ 12,403	\$ 1,615	\$ 877	\$ 4,613	\$ 8,377	\$ 28,712	\$ (26,807)
PAPA	\$ -	\$ -	\$ -	\$ -	\$ -	\$ -	\$ -
PC	\$ -	\$ -	\$ -	\$ -	\$ -	\$ -	\$ -
REF	\$ -	\$ -	\$ -	\$ 450	\$ -	\$ -	\$ (450)
UCP*	\$ 3,580,045	\$ 81,213	\$ 227,518	\$ 1,936,676	\$ 3,260,922	\$ 314,437	\$ (1,620,166)
WRP	\$ -	\$ -	\$ -	\$ -	\$ -	\$ -	\$ -
<b>TOTAL</b>	<b>\$ 7,536,167</b>	<b>\$ 149,316</b>	<b>\$ 254,472</b>	<b>\$ 4,138,030</b>	<b>\$ 4,914,666</b>	<b>\$ 2,304,216</b>	<b>\$ (3,413,864)</b>

\*Filed audited financial statements

Amounts rounded to nearest dollar

- Other revenue can include:
- Revenue from fund-raisers
  - Miscellaneous amounts up to \$50
  - Membership sales income

Other expenses are campaign expenses not subject to spending limit

<sup>5</sup> Election expenses incurred by a Constituency Association (CA) on behalf of the party count toward the party's spending limit. Election expense spending by CAs accounted for a small fraction of the total spent by parties.

<sup>6</sup> The Transfers Issued column combines both money transfers to CAs and candidates, and election expenses paid by the party on behalf of candidates as applicable.

## Political Party Campaign Transfers



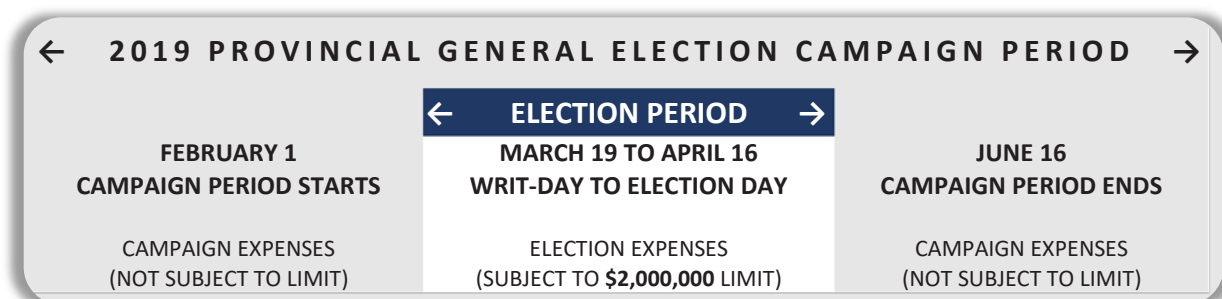
Political parties and their constituency associations (CAs) can transfer money between themselves at any time. Political parties and their candidates can only transfer money between themselves during a campaign period. In Table 1 above, most transfers received were funds from CAs and surplus funds from nomination contestants and candidates.

Most transfers issued were to CAs and candidates, comprising money as well as goods and services paid by the party for candidates' use in the election period.

## Political Party Election Expenses (Subject to Limit)

Election expenses consist of spending on any property, goods, or services for directly promoting or opposing a registered party or party's leader during an election period. Election expenses are subject to the party's spending limit. Any portion of these expenses used, distributed, or consumed outside the election period are not subject to spending limits.

Political parties could spend up to \$2M on election expenses



No political party exceeded the spending limit. Exceeding the election expense limit is an offence under the EFCDA and both the party and the party's CFO are liable to a fine of up to \$100,000.

# 4 NOMINATION CONTESTANTS

## OVERVIEW

Political parties' nomination contests for choosing their candidates are regulated under the EFCDA

We registered 710 nomination contestants across 12 political parties for the 2019 Provincial General Election. The earliest registration was effective in August 2017 and the last was in March 2019 (see Appendix C).

Any person seeking to run as a party's candidate in a provincial general election is required to register as a nomination contestant before participating in the party's contest. Prior to registering, a person must meet the same eligibility requirements as a candidate under the *Election Act*.

The person must:

- be a Canadian citizen,
- be 18+ years of age,
- be ordinarily resident in Alberta,
- not be an inmate,
- not be prohibited from being nominated as a candidate, and
- not be a member of the Senate or House of Commons of Canada.

Every person who wishes to become a party's endorsed candidate on the election ballot must follow the path illustrated in Figure 3.<sup>7</sup>

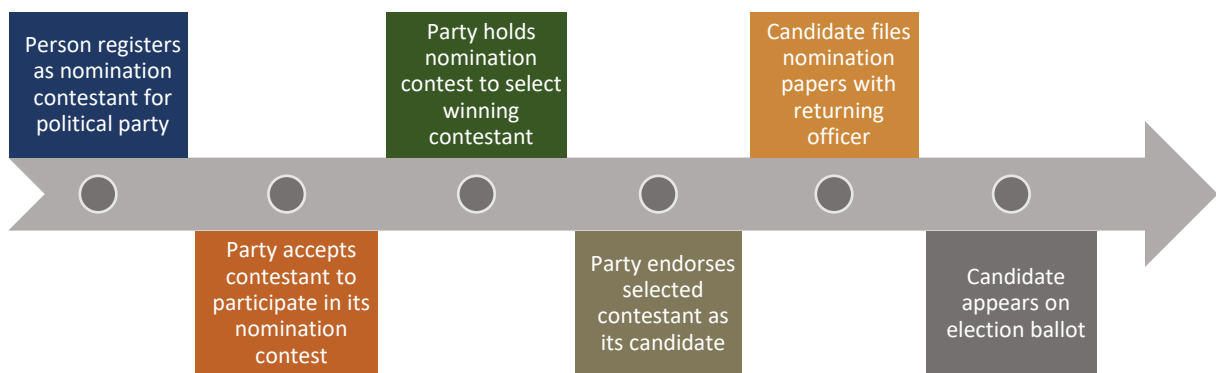


Figure 3: Steps to Becoming a Party's Endorsed Candidate on the Election Ballot

<sup>7</sup> Independent candidates, by definition, are not affiliated with a political party and do not have to go through the nomination contest process.

The EFCDA allows a person to register as a nomination contestant for any registered political party the person wants to affiliate with and for any electoral division. The requirement to register is triggered as soon as the person's intention is made public or the person spends funds or accepts a contribution. The number of nomination contestants who registered under each trigger is provided below.

**A person does not need to be a member of the party or live in the electoral division to register as a nomination contestant**

673	Announced intention to seek the party's endorsement
21	Spent funds for nomination campaign
16	Received contribution(s) for nomination campaign
<b>710</b>	<b>Total registered nomination contestants</b>

## Nomination Contests

Political parties set their own rules for when and how to conduct their nomination contests including qualifying contestants for participation. Parties must notify Elections Alberta of the contest start and end dates, the amount of any fees or deposits being charged to nomination contestants, and the estimated contest budget—all subject to our approval. Refer to Appendix D for additional information.

Parties used our Online Financial System (OFS) for their contest management and to notify us of contest results—who participated and who won the party's endorsement as their candidate in each electoral division.

We published contest results on our public website in near real-time so Albertans could find out who the endorsed candidates were well ahead of the election call.

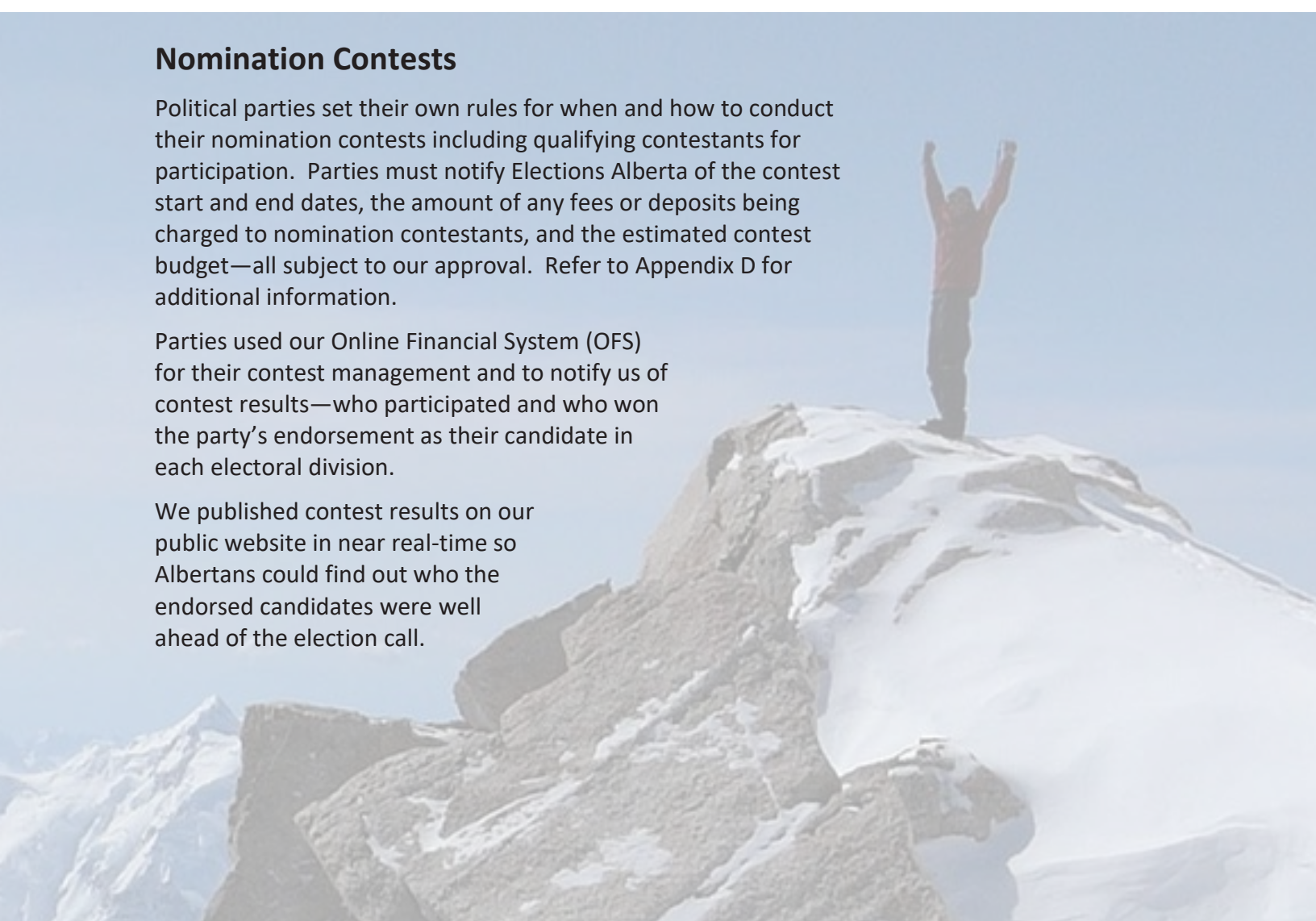




Figure 4 summarizes total nomination contestants and contests per party. Most parties had one registered nomination contestant per contest who they appointed or acclaimed as their candidate. In contrast, the UCP averaged between three and four contestants per contest with selection of the winning contestant made through the party's voting procedure.

**428 nomination contests were held by 12 political parties**

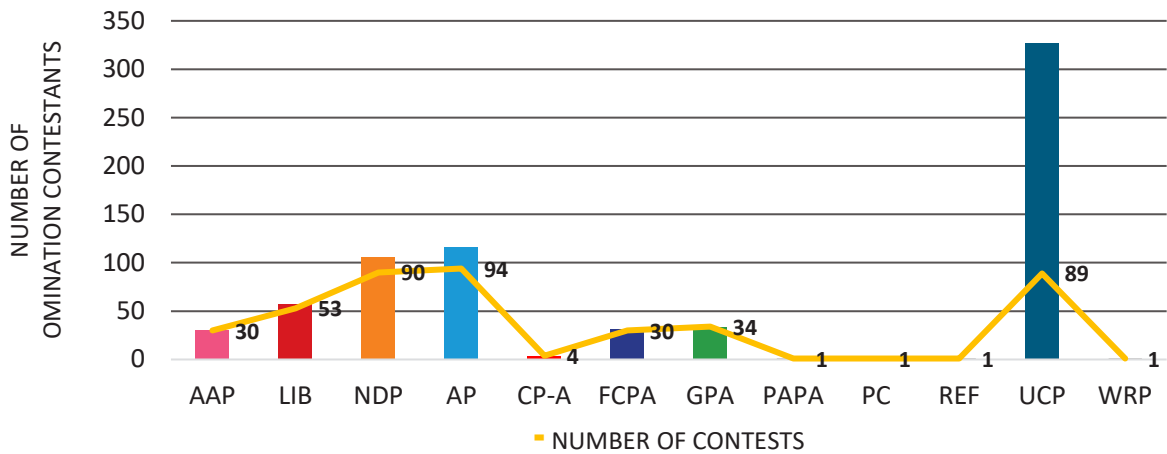


Figure 4: Number of Registered Nomination Contestants and Contests per Political Party

The Alberta Independence Party (AIP) did not hold any nomination contests because the party was not officially registered before the election. The AIP attained registration by endorsing independent candidates in 79 of 87 electoral divisions.

Contestants who withdraw from the nomination process or are not accepted to participate in a party's nomination contest must still report their financial activity to Elections Alberta, even if no activity took place. Figure 5 shows the number of registered nomination contestants who participated and won or lost, and the number who did not participate because they withdrew or were not accepted by their party.

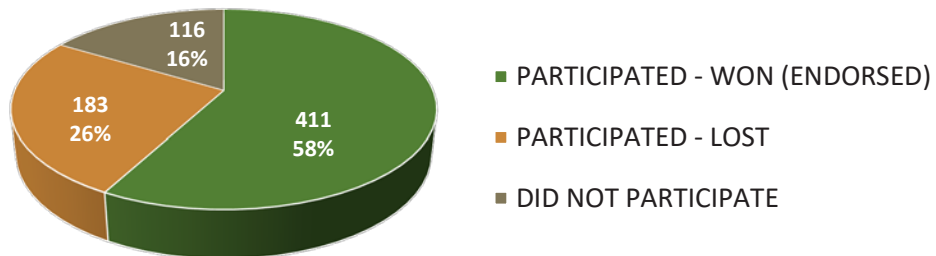


Figure 5: Summary of Nomination Contestant Participation in Nomination Contests

# NOMINATION CONTESTANT CAMPAIGN PERIOD FINANCIAL RETURNS

Nomination contestants were required to file a financial return within four months after their contest ended to report all revenues and expenses, even if there was nil financial activity. Each contestant had a unique campaign reporting period that started on the contestant’s registration date and ended two months after the contest concluded.

Over 20 contestants had campaign periods longer than one year—all UCP contestants. The longest campaign period was 513 days, starting on the contestant’s registration date in August 2017 and ending in December 2018, two months after the contest selection date. Average lengths of campaign periods by party are shown in Figure 6 below.

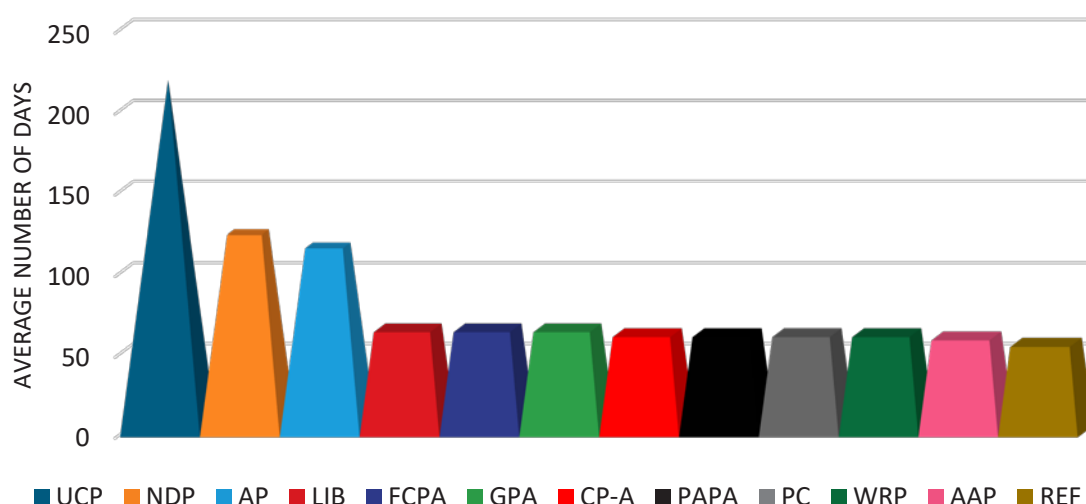


Figure 6: Average Length of Contestant Campaign Period by Political Party Affiliation

The nomination contest period is set by the political party. The average contest across all parties ran for 29 days. The longest contest ran for 147 days and was held by the Alberta Liberal Party in Leduc-Beaumont. Thirty-eight of the Liberals’ contests ran over 100 days.

One-third of all contests—131 out of 428 (31%)—started and ended on the same day, many held in the weeks leading up to the general election when parties were quickly choosing, appointing or acclaiming contestants to endorse as candidates.

**Every contestant is subject to the same spending limit regardless of the length of the contest period**

Most nomination contestants—656 of 710 (92%)—met the financial statement filing requirements set out in the EFCDA. Appendix F provides a list of the 54 nomination contestants and their CFOs who did not meet the requirements and were subject to an automatic \$500 late filing fee.

# Nomination Contestant Revenues, Expenses and Transfers

**Nomination contestants raised \$2.1M and spent \$2.0M**

All financial activity related to a registered nomination contestant's campaign is regulated under the EFCDA and must be reported to Elections Alberta. Figure 7 shows the financial activity of nomination contestants across all parties. Most contestants had little to no financial activity except for UCP-affiliated contestants.

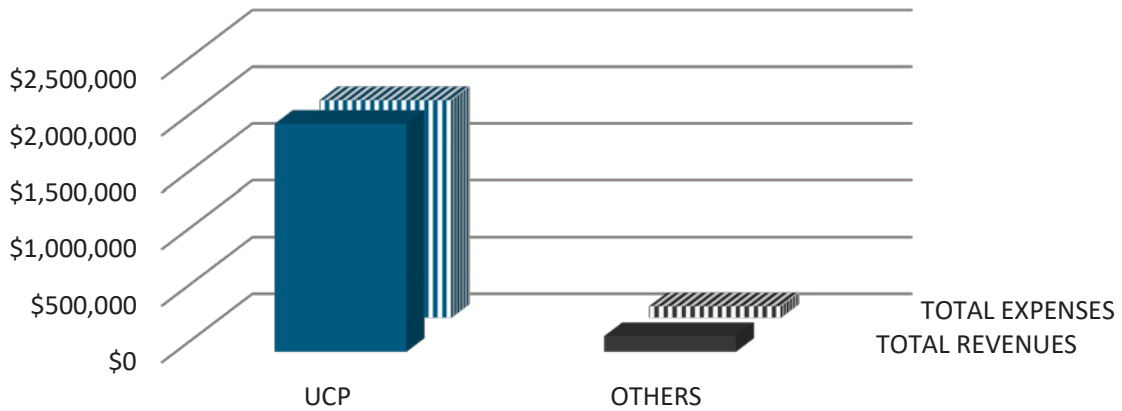


Figure 7: Total Nomination Contestant Revenues and Expenses by Political Party Affiliation

Table 2 summarizes total revenues, expenses, and transfers of all nomination contestants by party affiliation. Details per nomination contestant are provided in Appendix E.

Contribution revenue is tax-receipted to each contributor. Election expenses, transfers issued and surpluses (deficits) are clarified on the following pages.

**Table 2: Summary of Total Nomination Contestant Revenues, Expenses and Transfers Issued by Political Party Affiliation**

Party	Revenues		Expenses			Surplus (Deficit)
	Contributions	Other Revenue	Election Expenses	Other Expenses	Transfers Issued	
AAP	\$ 700	\$ 2,600	\$ -	\$ 3,300	\$ -	\$ -
LIB	\$ 5,175	\$ 2,219	\$ 569	\$ 5,925	\$ 900	\$ -
NDP	\$ 41,780	\$ 1,052	\$ 11,927	\$ 45	\$ 15,345	\$ 15,515
AP	\$ 83,017	\$ 1,489	\$ 26,302	\$ 20,502	\$ 16,310	\$ 21,392
CP-A	\$ -	\$ -	\$ -	\$ -	\$ -	\$ -
FCPA	\$ 227	\$ 148	\$ 83	\$ 292	\$ -	\$ -
GPA	\$ -	\$ -	\$ -	\$ -	\$ -	\$ -
PAPA	\$ -	\$ -	\$ -	\$ -	\$ -	\$ -
PC	\$ -	\$ -	\$ -	\$ -	\$ -	\$ -
REF	\$ -	\$ -	\$ -	\$ -	\$ -	\$ -
UCP	\$ 1,704,028	\$ 302,056	\$ 1,268,379	\$ 546,033	\$ 98,556	\$ 93,116
WRP	\$ -	\$ -	\$ -	\$ -	\$ -	\$ -
<b>TOTAL</b>	<b>\$ 1,834,927</b>	<b>\$ 309,564</b>	<b>\$ 1,307,260</b>	<b>\$ 576,097</b>	<b>\$ 131,111</b>	<b>\$ 130,023</b>

Amounts rounded to nearest dollar

- Other revenue can include:
- Revenue from fund-raisers
  - Miscellaneous amounts up to \$50
  - Fees and/or deposit funds

- Other expenses can include:
- Campaign expenses not subject to spending limit
  - Fees and/or deposit paid

## Nomination Contestant Campaign Transfers



Nomination contestants cannot receive transfers of money from their affiliated party or CA but can issue transfers to them from the contestant's surplus funds following the end of their nomination campaign period. Almost all contestants who lost or did not participate in a contest transferred remaining funds to their affiliated party or CA. Surplus funds can also be returned to contributors, and a few contestants chose this route. As part of our audit review we ensured that all transfers were completed in accordance with the EFCDA.

## Nomination Contestant Election Expenses (Subject to Limit)

Election expenses consist of spending on any property, goods, or services for directly promoting or opposing a nomination contestant during a nomination contest period and are subject to the nomination contestant's spending limit. Any portion of these expenses used, distributed, or consumed outside the contest period but within the nomination contestant's campaign period are not subject to spending limits.

**Nomination  
contestants could  
spend up to \$10,000  
on election expenses**



No nomination contestant exceeded the spending limit. Exceeding the election expense limit is an offence under the EFCDA and both the nomination contestant and contestant's CFO are liable to a fine of up to \$10,000.

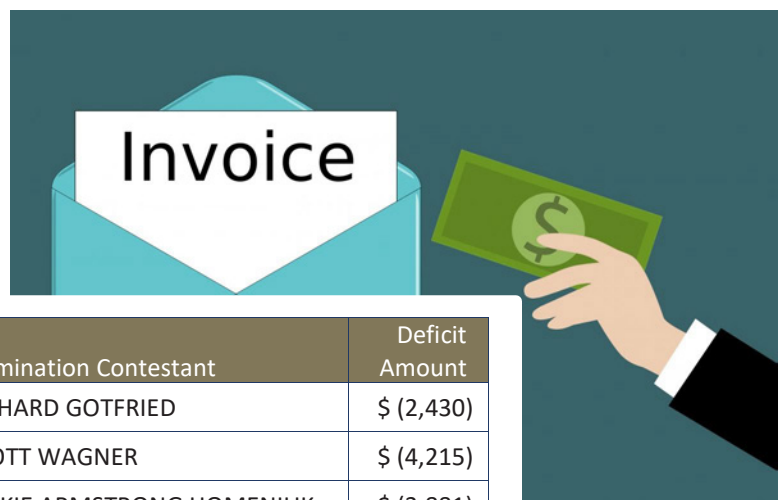
## Nomination Contestant Campaign Surpluses

Nomination contestants must disburse their surplus funds by either transferring the funds to their party or CA or refunding contributors. Winning nomination contestants who become endorsed candidates may also use their surplus for their candidacy. As part of our audit review we ensured that all surplus disbursements were completed in accordance with the EFCDA.

## Nomination Contestant Campaign Deficits

Nomination contestants with a deficit at the end of their campaign must retire (eliminate) the deficit through additional contributions and fund-raising. The deficit retirement period ends three months after the contestant’s original filing deadline. An additional three months can be requested.

The registered nomination contestants listed in Table 3 below reported campaign deficits. All three filed supporting documentation indicating their deficits were eliminated.



**Table 3: Nomination Contestant Campaign Deficits**

Electoral Division	Party Affiliation	Nomination Contestant	Deficit Amount
11 CALGARY-FISH CREEK	UCP	RICHARD GOTFRIED	\$ (2,430)
50 BANFF-KANANASKIS	UCP	SCOTT WAGNER	\$ (4,215)
62 FORT SASKATCHEWAN-VEGREVILLE	UCP	JACKIE ARMSTRONG HOMENIUK	\$ (3,881)

Amounts rounded to nearest dollar

# 5 CANDIDATES

## OVERVIEW

We registered 541 candidates for the 2019 Provincial General Election. Of these, 428 were automatically registered when they were endorsed by their party after being selected through the party's nomination contest process. In addition, 113 registered as independents (IND), of whom 79 were later endorsed by the Alberta Independence Party. Figure 8 summarizes total registered candidates by party affiliation.

Party-endorsed candidates accounted for 94% of all registered candidates

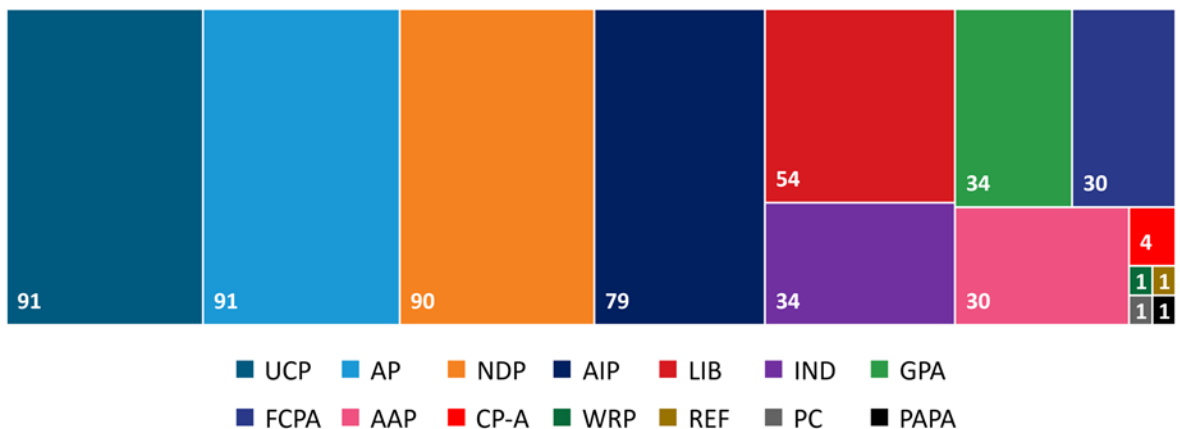


Figure 8: Number of Registered Candidates by Political Party

Not all registered candidates appear on election ballots, but all must file financial returns

Forty-nine of the 541 candidates withdrew their candidacy, lost the party's endorsement, or did not file candidate nomination papers with the returning officer in time for their name to be included on the election ballot (see Figure 9). Candidates who did not make it onto the ballot were still required to report their financial activity to Elections Alberta, even if no activity took place.

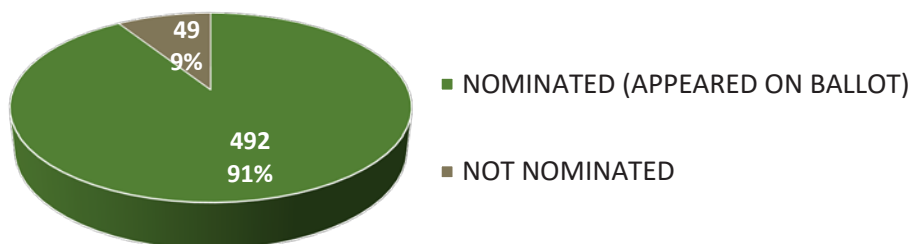


Figure 9: Number of Nominated vs. Not Nominated Candidates

# CANDIDATE CAMPAIGN FINANCES

This section presents a high-level summary of total candidate funding and spending by electoral division and by political party. We show how parties funded their candidates in the 2019 Provincial General Election, and take a closer look at electoral divisions that had candidates with the highest election expenses.



Everyone likes an exciting race. One way to put election finances in perspective is to consider candidate funding and expenses in the context of the election results for each electoral division.



For details on candidate finances by electoral division, see Appendix G. A snapshot is provided below using Calgary-Acadia as an example.

Electoral Division Party-Candidate	Revenues			Expenses			Surplus (Deficit)
	Contributions	Other Revenue	Transfers Received	Election Expenses	Other Expenses	Transfers Issued	
<b>01-CALGARY-ACADIA (TOTALS)</b>	<b>\$122,935</b>	<b>\$39,698</b>	<b>\$24,711</b>	<b>\$92,643</b>	<b>\$54,104</b>	<b>\$26,088</b>	<b>\$14,509</b>
AIP-PATRICK REILLY	11,000	500	0	5,096	3,147	0	3,256
AP-LANA BENTLEY	2,775	534	4,711	7,042	515	463	0
GPA-AMANDA BISHOP	0	0	500	0	500	0	0
LIB-LORISSA GOOD	0	500	0	0	500	0	0
NDP-CATHERINE ANDREWS HOULT	0	23,425	14,500	31,417	6,133	375	0
NDP-BRIAN PINCOTT <small>(withdrew)</small>	0	0	0	0	0	0	0
UCP-TYLER SHANDRO	109,160	14,739	5,000	49,087	43,309	25,250	11,253

Winner highlighted

Amounts rounded to nearest dollar



Figure 10 below shows there was a wide variation in the amounts that candidates spent in the 2019 Provincial General Election. All candidates who were elected spent over \$20,000. However, assessing the relationship between spending and election success is a complex topic beyond the scope of this report.

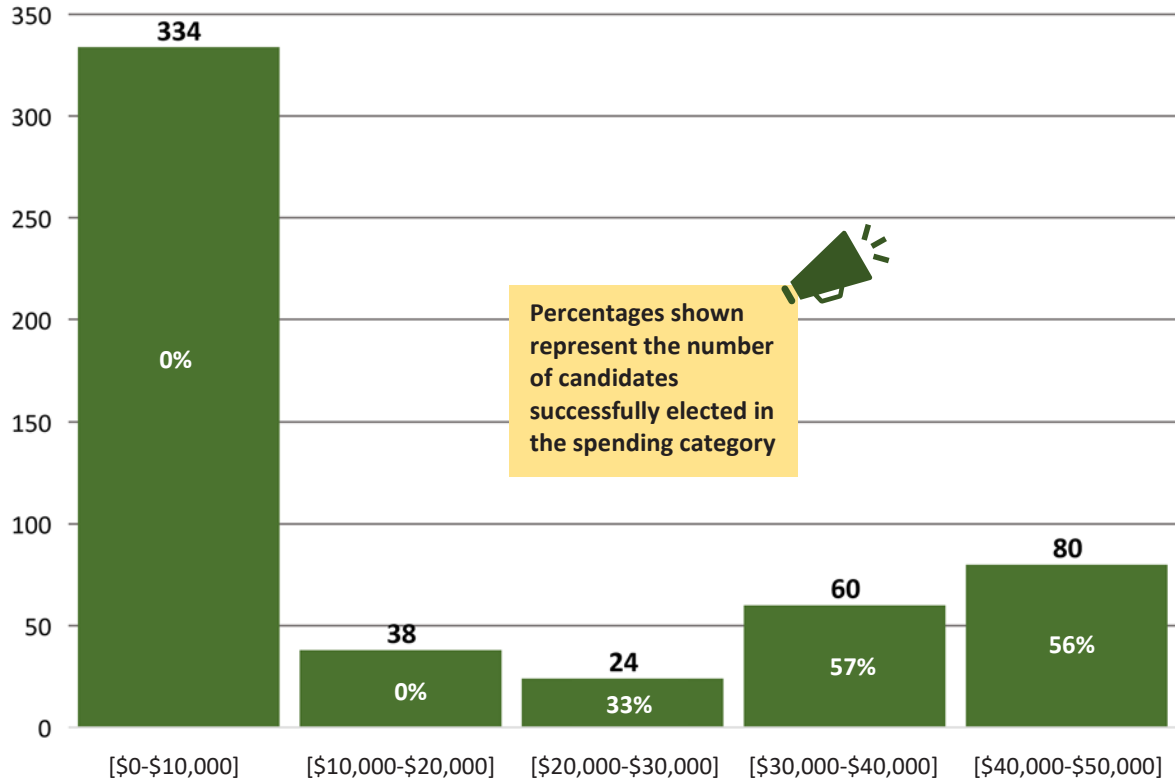



Figure 10: Number of Candidates by Range of Election Expenses Incurred

Figure 11 shows the 10 electoral divisions with the highest overall election expenses among the candidates in those electoral divisions. Elected candidates were evenly split between NDP and UCP and in half of these the biggest spender was elected.



\*Winner was highest spender

Figure 11: Top 10 Electoral Divisions for Overall Candidate Spending

Thirty-eight candidates reported election expenses of \$45,000 or more. The maximum allowed was \$50,000. Out of these, 21 (55%) were elected. Figure 12 below summarizes the numbers by political party.

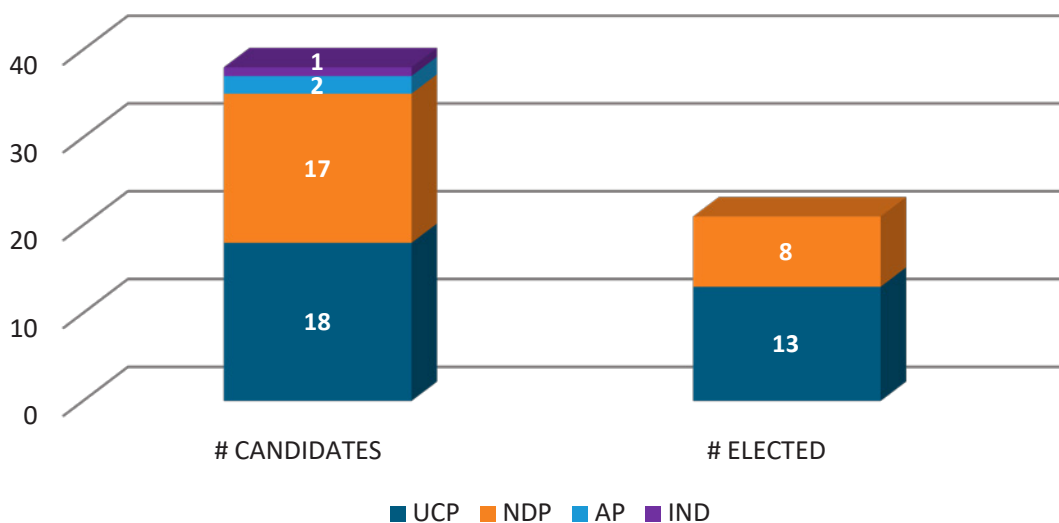


Figure 12: Candidates with Election Expenses of \$45,000 or More

Table 4 lists six electoral divisions that had at least two candidates with election expenses of \$45,000 or more. In three of the six electoral divisions the candidate who spent the most was elected.

This was the first election where spending limits were in place for candidates. The electoral divisions below display a levelling of the election expenses for the highest spending candidates.

**Table 4: Electoral Divisions Having Two or More Candidates with Election Expenses of \$45,000+**

Electoral Division	Party-Candidate	Election Expenses
18-CALGARY-MOUNTAIN VIEW	UCP-JEREMY WONG	\$ 49,954
	<b>NDP-KATHLEEN GANLEY</b>	<b>\$ 48,770</b>
	LIB-DAVID KHAN	\$ 43,760
	UCP-CAYLAN FORD <i>(withdrew)</i>	\$ 41,492
	AP-ANGELA KOKOTT	\$ 21,491
	GPA-THANA BOONLERT	\$ 5,738
28-EDMONTON-CASTLE DOWNS	AIP-MONICA FRIESZ	\$ 1,148
	AP-MOHAMAD RAHALL	\$ 47,939
	UCP-ED AMMAR	\$ 47,608
	<b>NDP-NICOLE GOEHRING</b>	<b>\$ 36,291</b>
	AIP-TODD WAYNE	\$ 850
43-EDMONTON-SOUTH WEST	LIB-THOMAS DEAK	\$ 463
	NDP-JOHN ARCHER	\$ 48,300
	<b>UCP-KAYCEE MADU</b>	<b>\$ 46,406</b>
	AP-MO ELSALHY	\$ 19,412
	AAP-MARILYN BURNS	\$ 2,215
	GPA-RIGEL VINCENT	\$ 378
	AIP-BRANDON PYKE <i>(withdrew)</i>	\$ 0
AIP-KERRY DOUGLAS	\$ 0	
69-LEDUC-BEAUMONT	<b>UCP-BRAD RUTHERFORD</b>	<b>\$ 49,395</b>
	NDP-SHAYE ANDERSON	\$ 47,299
	AAP-GIL POITRAS	\$ 5,411
	AP-ROBB CONNELLY	\$ 3,081
	AIP-KEVIN DUNN	\$ 1,285
	GPA-JENN ROACH	\$ 1,114
	IND-SHARON MACLISE	\$ 982
	LIB-CHRIS FENSKE	\$ 842
	FCCA-JEFF ROUT	\$ 0
IND-LESLIE MARKS <i>(withdrew)</i>	\$ 0	
70-LESSER SLAVE LAKE	<b>UCP-PAT REHN</b>	<b>\$ 49,336</b>
	NDP-DANIELLE LARIVÉE	\$ 47,442
	AP-JUDY KIM-MENEEN	\$ 0
72-LETHBRIDGE-WEST	<b>NDP-SHANNON PHILLIPS</b>	<b>\$ 46,617</b>
	UCP-KARRI FLATLA	\$ 46,305
	AP-ZAC RHODENIZER	\$ 3,021
	LIB-PATRICIA CHIZEK	\$ 1,946
	AIP-BEN MADDISON	\$ 652

Amounts rounded to nearest dollar

# CANDIDATE CAMPAIGN PERIOD FINANCIAL RETURNS

Registered candidates could raise and spend funds during the 2019 Provincial General Election campaign period from February 1, 2019 to June 16, 2019. Candidates registered after February 1<sup>st</sup> could raise and spend funds on the date their registration became effective. All candidates were required to file financial returns by August 16, 2019—four months after Election Day.

Most candidates—522 of 541 (96%)—met the financial statement filing requirements set out in the EFCDA. Appendix H provides a list of the 19 candidates and their CFOs who did not meet the requirements and were subject to an automatic \$500 late filing fee.

## Candidate Revenues, Expenses and Transfers

**Candidates raised \$11.0M and spent \$10.2M overall**

All financial activity related to a candidate’s campaign is regulated under the EFCDA and must be reported to Elections Alberta. Figure 13 highlights NDP and UCP candidates as the most active in terms of funding and spending.

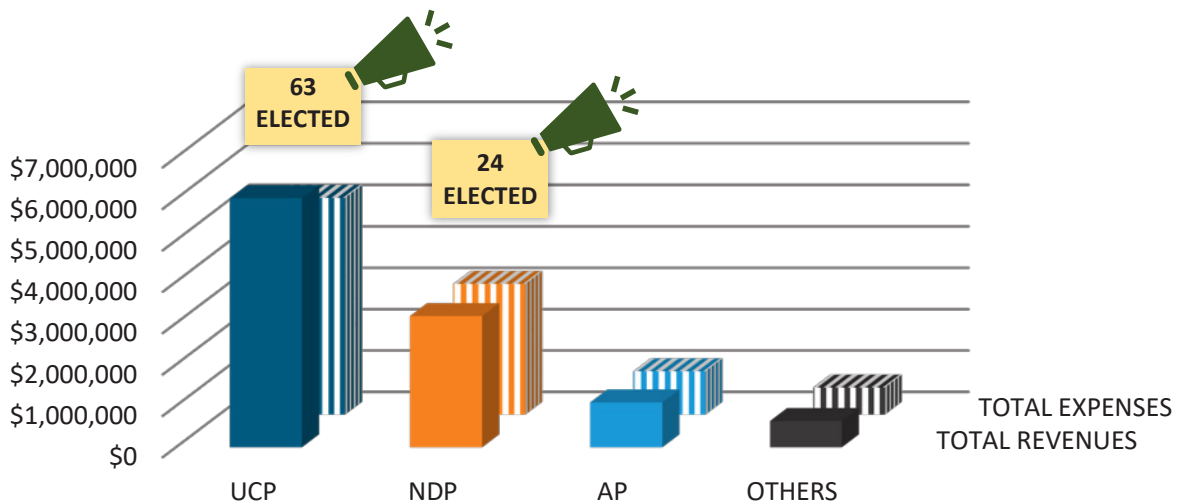


Figure 13: Total Candidate Campaign Revenues and Expenses by Political Party

Table 5 summarizes total revenues, expenses and transfers reported by all candidates by political party (see Appendix G for details by candidate).

Contribution revenue is tax-receipted to each contributor. Transfers and election expenses are clarified in the following pages.

**Table 5: Total Candidate Revenues, Expenses and Transfers by Political Party**

Party	Revenues			Expenses			Surplus (Deficit)
	Contributions	Other Revenue	Transfers Received	Election Expenses	Other Expenses	Transfers Issued	
AAP	\$ 65,264	\$ 14,855	\$ 1,949	\$ 63,770	\$ 17,584	\$ 616	\$ 98
AIP	\$ 62,459	\$ 31,394	\$ -	\$ 50,842	\$ 38,992	\$ -	\$ 4,019
LIB	\$ 54,870	\$ 52,404	\$ 105,668	\$ 153,969	\$ 40,734	\$ 12,932	\$ 5,307
NDP	\$ -	\$ 1,510,287	\$ 1,665,035	\$ 2,531,042	\$ 247,290	\$ 386,504	\$ 10,487
AP	\$ 627,708	\$ 113,462	\$ 360,599	\$ 882,144	\$ 109,992	\$ 88,605	\$ 21,028
CP-A	\$ -	\$ 2,000	\$ -	\$ -	\$ 2,000	\$ -	\$ -
FCPA	\$ 44,186	\$ 12,733	\$ 47,718	\$ 88,562	\$ 15,354	\$ 721	\$ -
GPA	\$ 20,188	\$ 19,872	\$ 24,754	\$ 44,732	\$ 18,009	\$ 552	\$ 1,521
PAPA	\$ -	\$ 500	\$ -	\$ -	\$ 500	\$ -	\$ -
PC	\$ 220	\$ 500	\$ -	\$ 220	\$ 500	\$ -	\$ -
REF	\$ -	\$ 500	\$ -	\$ -	\$ 500	\$ -	\$ -
UCP	\$ 3,250,292	\$ 511,714	\$ 2,265,638	\$ 3,462,638	\$ 1,096,658	\$ 730,121	\$ 738,227
WRP	\$ 220	\$ 500	\$ -	\$ 220	\$ 500	\$ -	\$ -
IND	\$ 100,777	\$ 13,396	\$ -	\$ 98,149	\$ 16,022	\$ -	\$ 2
<b>TOTAL</b>	<b>\$ 4,226,184</b>	<b>\$ 2,284,117</b>	<b>\$ 4,471,361</b>	<b>\$ 7,376,288</b>	<b>\$ 1,604,635</b>	<b>\$ 1,220,051</b>	<b>\$ 780,689</b>

Amounts rounded to nearest dollar

**Other revenue can include:**

- Election expenses incurred by the party or CA on candidate's behalf
- Surplus funds from previous election
- Surplus funds from nomination contestant campaign
- Revenue from fund-raisers
- Funds for \$500 refundable candidate nomination deposit
- Miscellaneous amounts up to \$50

Election expenses are costs subject to spending limits. See Table 6 for more details.

## Party and Constituency Association Financial Support to Candidates



Figure 14 below shows the seven parties that supported their candidates through transfers of money and incurring election expenses on candidates' behalf. Most of the parties provided a combination of both money and goods or services. Only a small percentage of CAs provided financial support to their candidates.

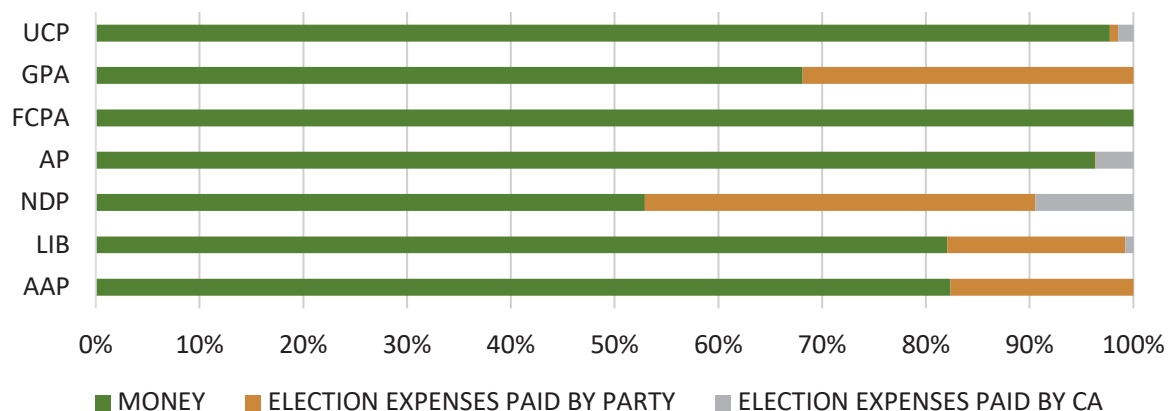


Figure 14: Comparison of Money vs. Election Expense Support Provided to Candidates

### Candidate Election Expenses (Subject to Limit)

Election expenses consist of spending on any property, goods, or services for directly promoting or opposing a candidate during an election period and are subject to the candidate's spending limit. Candidates who receive goods or services paid by the party or CAs on their behalf, for the candidate's use, distribution or consumption during the election period, must include them on the campaign return as election expenses subject to the spending limit.

Candidates could spend up to **\$50,000** on election expenses

Any portion of the above expenses used, distributed, or consumed outside the election period but within the campaign period are not subject to spending limits.

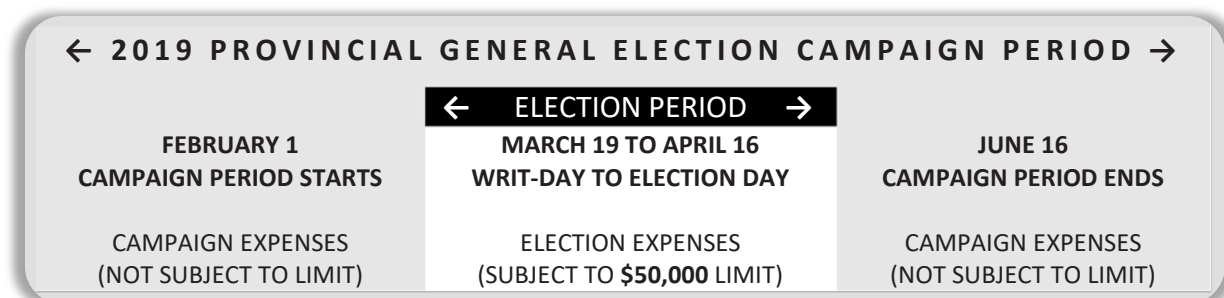


Table 6 breaks down election expenses incurred directly by candidates and on behalf of candidates. Of the two parties that won seats, NDP tended to purchase election-related items for its candidates to use, while the UCP transferred funds for its candidates to spend.

**Table 6: Summary of Total Election Expenses Including Expenses Incurred by Parties and CAs on Behalf of Candidates**

Party	Incurred by Candidate	Incurred By Party	Incurred By CA	Election Expenses Total
AAP	\$ 63,353	\$ 417	\$ -	\$ 63,770
AIP	\$ 50,842	\$ -	\$ -	\$ 50,842
LIB	\$ 130,881	\$ 22,092	\$ 996	\$ 153,969
NDP	\$ 1,049,507	\$ 1,184,347	\$ 297,188	\$ 2,531,042
AP	\$ 868,308	\$ 250	\$ 13,586	\$ 882,144
CP-A	\$ -	\$ -	\$ -	\$ -
FCPA	\$ 88,562	\$ -	\$ -	\$ 88,562
GPA	\$ 33,149	\$ 11,583	\$ -	\$ 44,732
PAPA	\$ -	\$ -	\$ -	\$ -
PC	\$ 220	\$ -	\$ -	\$ 220
REF	\$ -	\$ -	\$ -	\$ -
UCP	\$ 3,409,883	\$ 18,413	\$ 34,342	\$ 3,462,638
WRP	\$ 220	\$ -	\$ -	\$ 220
IND	\$ 98,149	\$ -	\$ -	\$ 98,149
<b>TOTAL</b>	<b>\$ 5,793,074</b>	<b>\$ 1,237,102</b>	<b>\$ 346,112</b>	<b>\$ 7,376,288</b>

Amounts rounded to nearest dollar



No candidate exceeded the spending limit. Exceeding the election expense limit is an offence under the EFCDA and both the candidate and candidate's CFO are liable to a fine of up to \$10,000.

## Candidate Campaign Surpluses

Candidates with a surplus at the end of the campaign period can transfer to their party and CAs, even after the campaign period. Candidates can choose to hold their surplus in trust for the next election. We track candidate surpluses to ensure the funds are dealt with appropriately in accordance with the EFCDA.

Candidates with a surplus from a previous campaign in the 2015 Provincial General Election or any of the five subsequent by-elections, could use the funds for their candidacy in the 2019 Provincial General Election. Candidates could use the funds regardless of a change in political party affiliation since their last campaign.

## Candidate Campaign Deficits

Candidates with a campaign deficit at the end of the campaign period must retire (eliminate) the deficit through additional contributions and fund-raising and/or by transfers from the party, CA or other candidates. Transfers can take the form of an agreement by the party or CA to take over payment of the candidate’s campaign debts. The deficit retirement period ends three months after the original filing deadline. An additional three months can be requested.

We identified the ten candidates listed below in Table 7 as requiring follow-up based on their reported campaign deficits<sup>8</sup>. During our follow-up procedure, we found that four had under-reported revenue<sup>9</sup>. The remaining six candidates filed supporting documentation indicating their deficits were eliminated.



**Table 7: Candidate Campaign Deficits**

Electoral Division	Party	Candidate	Deficit Amount	
07	CALGARY-EAST	LIB	MICHELLE ROBINSON <sup>9</sup>	\$ (2,227)
10	CALGARY-FALCONRIDGE	AP	JASBIR DHARI	\$ (1,185)
13	CALGARY-GLENMORE	LIB	SHIRLEY KSIENSKI <sup>9</sup>	\$ (289)
17	CALGARY-MCCALL	AP	AVINASH KHANGURA <sup>9</sup>	\$ (10,147)
19	CALGARY-NORTH	AP	GARY ARORA	\$ (522)
35	EDMONTON-MANNING	AP	MANWAR KHAN	\$ (109)
52	BROOKS-MEDICINE HAT	IND	TODD BEASLEY	\$ (11,338)
70	LESSER SLAVE LAKE	UCP	PAT REHN	\$ (5,644)
74	MASKWACIS-WETASKIWIN	FCPA	DAVID WHITE	\$ (26,504)
84	STRATHCONA-SHERWOOD PARK	AIP	RICHARD SCINTA <sup>9</sup>	\$ (2,165)

Amounts rounded to nearest dollar

<sup>8</sup> Deficit amounts listed are taken from original campaign return paperwork filed with Elections Alberta. In some cases, we determined deficits to be higher or lower than reported. This was addressed and adjusted during our deficit follow-up procedure and audit review process.

<sup>9</sup> These four campaigns had “false” deficits that were cleared through our audit adjustments by having the candidates’ CFOs correct contribution revenue sufficient to balance with expenses.



# 6 THIRD PARTY ADVERTISERS

## OVERVIEW

Election advertising includes advertising that takes a position on an issue with which a registered party or candidate is associated

We registered 30 ETPAs for the 2019 Provincial General Election. ETPAs are individual persons, corporations or groups that advertise to promote or oppose a registered party or candidate in an election. Figure 15 shows the breakdown by type.

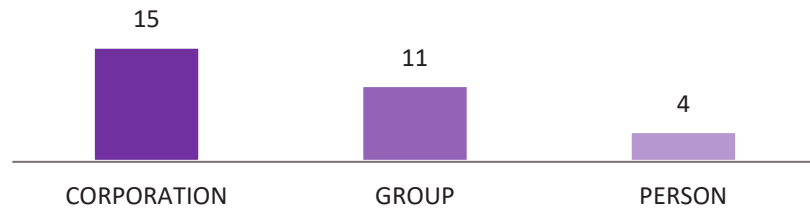
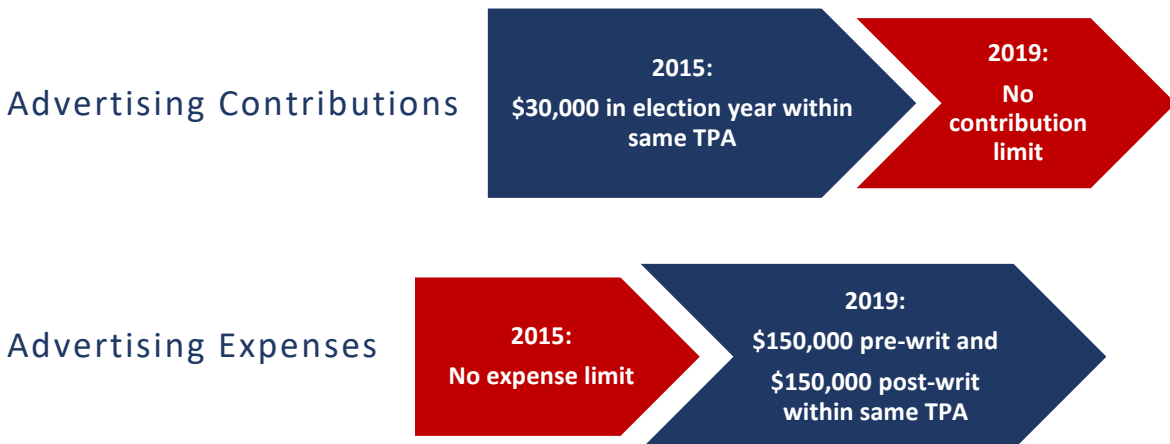


Figure 15: Number of Registered ETPAs by Type

A significant increase in the number of registered ETPAs since the last general election was due in part to legislation that split third parties into two types—election and political—so that individuals or groups engaging in both are required to have separate registrations with Elections Alberta.

The number of registered ETPAs grew 400% since the last general election

Previous contribution limits placed on contributors to registered third party advertisers were removed after the 2015 Provincial General Election and spending limits were applied on election advertising spending.



# ETPA WEEKLY CONTRIBUTION REPORTS

ETPAs were required to file weekly contribution reports for the election advertising period from December 1, 2018 (Week 1) through April 16, 2019 (Week 20). Reports were due each Thursday by 11:59 pm and were submitted using the Online Financial System (OFS).

Figure 16 highlights total contributions by week and the running total. Weeks 7 and 19 saw the highest totals. The grand total after 20 weeks was \$2.1 million.

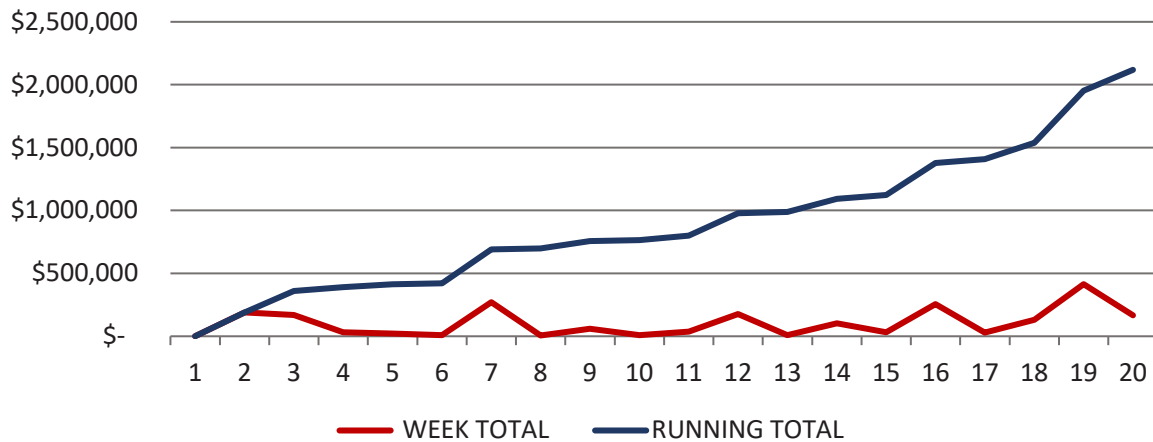


Figure 16: Week 1 to Week 20 Contributions Reported by ETPAs

A person ordinarily resident in Alberta, a corporation conducting business in Alberta, an Alberta trade union or employee organization, or a group of these entities, may contribute to an ETPA.

Table 8 lists ETPAs in alphabetical order. Abbreviations are for this Report only. The starting week of each ETPA's weekly contribution reporting is indicated<sup>10</sup>, and if they were subject to pay an automatic \$500 late filing fee for any missed weekly reporting deadline.

**Table 8: List of Registered Election Third Party Advertisers**

* ETPA Name	Abbrev.	Starting Week	Late Filing Fee
G 1ABVote	1ABVOTE	N/A	
C Alberta Federation of Labour Inc.	AFL	W1	W11
P Alberta Fights Back	AFB	W8	
C Alberta Medical Association	AMA	N/A	
C Alberta Proud	AB-PROUD	W1	
C Alberta Roadbuilders and Heavy Construction Association	ARHCA	W10	
G Alberta Union of Provincial Employees	AUPE	N/A	
C Alberta Victory Fund	AVF	W1	
G Association of Canadians for Sustainable Medicare	ACSM	N/A	
G Calgary Climate Hub	CCH	W17	
G Canadian Assoc. of Physicians for the Environment - AB Committee	CAPE-AB	W17	
G Canadian Union of Public Employees - Alberta Division	CUPE-AB	W1	
C Cashco Financial Inc.	CASHCO	W19	
C EQUUS REA LTD.	EQUUS	W2	W11
G Firefighters for Alberta	FFA	W1	W7
G Friends of Medicare	FOM	W17	
G Health Sciences Association of Alberta	HSAA	W19	W19
G Highway Maintenance Contractors	HMC	W11	W18
P Jacqui Vanderfluit	JV	W8	
P Kenneth Gregory	KG	W14	
C Merit Contractors Association	MCA	W1	
C Progress Alberta	PROG-AB	W1	
C Project Alberta	PROJ-AB	W1	
P Protect Alberta Kids from Big Tobacco	PAKBT	W1	W7
C Public Interest Alberta Society	PIA	W1	
C Restaurants Canada	RC	W1	W4
C Shaping Alberta's Future	SAF	W1	
C The Alberta Chambers of Commerce	ACC	W2	W7, W13
C The Alberta Teachers' Association	ATA	W7	
G The Calgary Chamber of Commerce	CCC	W9	

\*P = Person, G = Group, C = Corporation

<sup>10</sup> "N/A" indicates the ETPA was not engaged in advertising for the 2019 Provincial General Election and NIL weekly reports were filed in bulk for all 20 weeks of reporting.

## ETPA Contributors and Contributions

Trade unions (TU) accounted for 46%, corporations (CO) for 39% and individuals (IN) for 15% of the total contributions across all ETAs.

Figure 17 below highlights the primary contributor locations, type and overall totals. Edmonton had the most trade union and corporate contributions whereas Calgary had the most contributions by individuals.

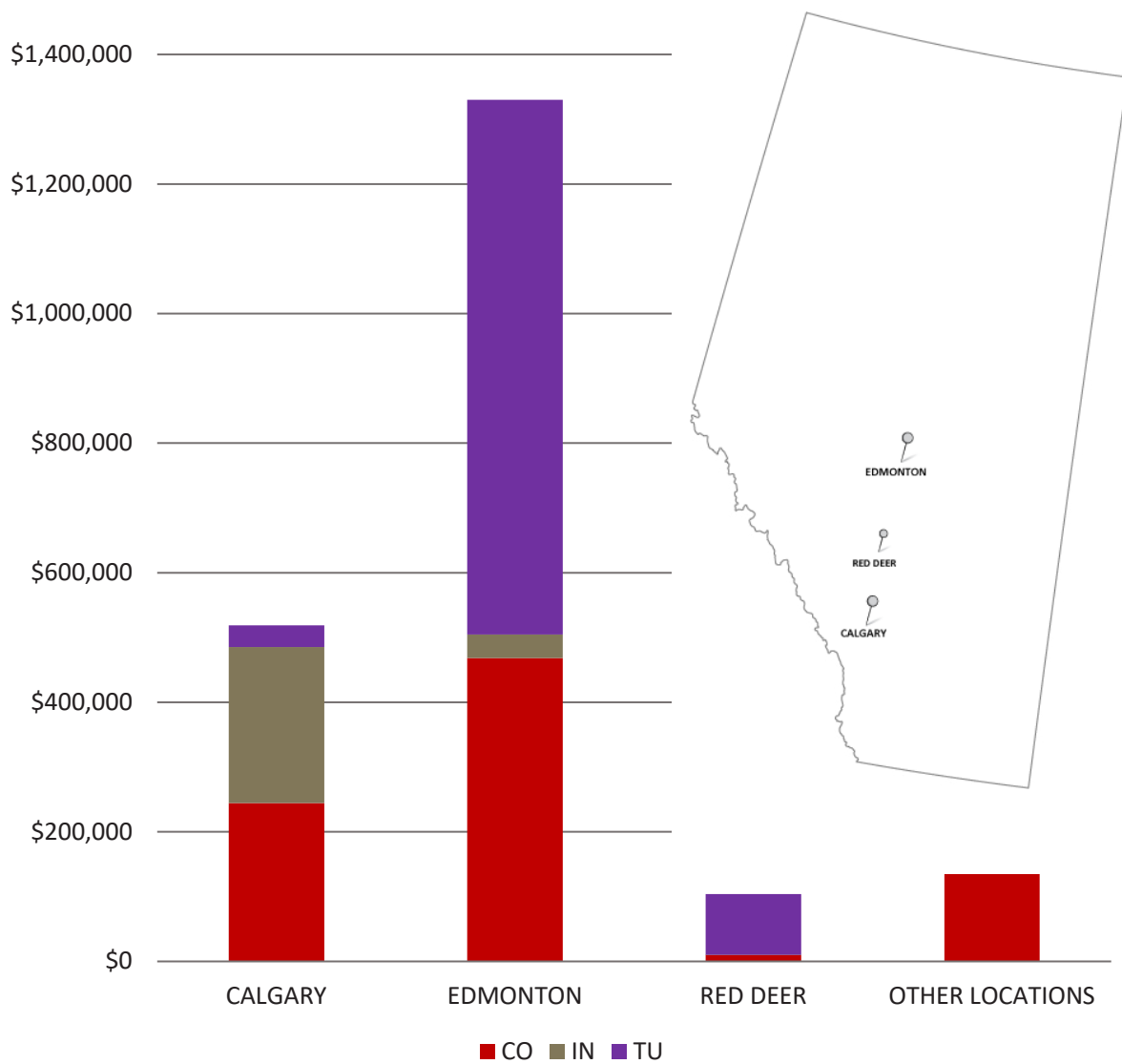
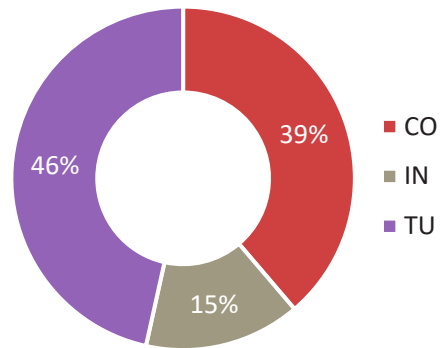


Figure 17: Primary ETPA Contributor Locations, Type and Total Contributions

Figure 18 summarizes contributors and amounts contributed to the top ETPA fund-raisers.

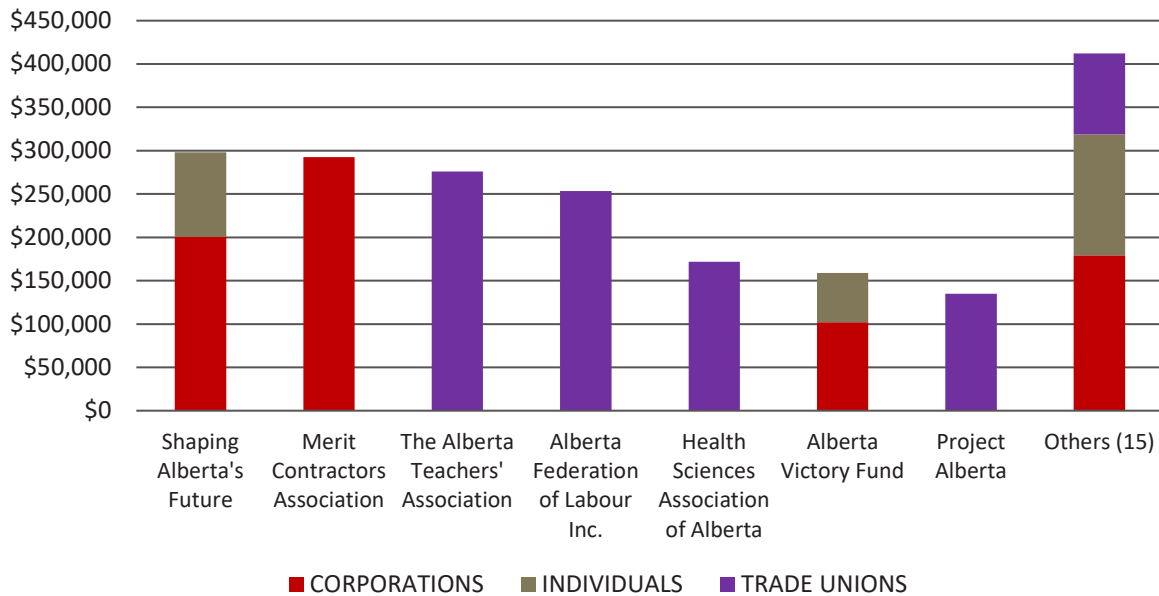


Figure 18: Total ETPA Advertising Contributions Received by Contributor Type

## ETPA ELECTION ADVERTISING PERIOD FINANCIAL RETURNS

ETPAs were required to file financial returns by October 16, 2019—six months after Election Day—to report all financial activity for the election advertising period December 1, 2018 to April 16, 2019.

Out of 30 ETPAs, 29 were required to file.<sup>11</sup> Twenty-seven (93%) met the filing deadline requirements and two were subject to an automatic \$500 late filing fee: Alberta Federation of Labour Inc. and Firefighters for Alberta.

**ETPAs must file audited financial statements if advertising expenses reach and exceed \$100,000**

<sup>11</sup> 1ABVote was not required to file an election advertising return for the 2019 Provincial General Election. The ETPA had no assets or activity in 2018, confirmed that it was not engaged in advertising for the general election, and was subsequently de-registered.

## ETPA Revenues, Expenses and Transfers

**ETPAs raised  
\$2.1M and spent  
\$1.9M**

Table 9 summarizes total revenues, expenses and transfers reported by ETPAs. Contribution revenue is received to each contributor but not eligible to claim for income tax deductions. Details on contributions are in Appendix J. Transfers and election expenses are clarified in the following pages.

**Table 9: Total ETPA Revenues, Expenses and Transfers**

ETPA	Revenues			Expenses			Surplus (Deficit)
	Contributions	Other Revenue	Transfers Received	Advertising Expenses	Other Expenses	Transfers Issued	
AFL*	\$ 253,340	\$ 8,114	\$ -	\$ 243,975	\$ 63	\$ 27	\$ 17,389
AFB	\$ 8,226	\$ 527	\$ -	\$ 8,789	\$ -	\$ -	\$ (36)
AMA	\$ -	\$ -	\$ -	\$ -	\$ -	\$ -	\$ -
AB-PROUD*	\$ 165,450	\$ -	\$ -	\$ 117,063	\$ -	\$ -	\$ 48,387
ARHCA	\$ 47,033	\$ 27	\$ -	\$ 47,060	\$ -	\$ -	\$ -
AUPE	\$ -	\$ 122	\$ -	\$ -	\$ -	\$ -	\$ 122
AVF*	\$ 159,000	\$ -	\$ -	\$ 147,883	\$ -	\$ -	\$ 11,117
ACSM	\$ -	\$ -	\$ -	\$ -	\$ -	\$ -	\$ -
CCH	\$ 2,050	\$ -	\$ -	\$ 2,050	\$ -	\$ -	\$ -
CAPE-AB	\$ 5,500	\$ 11	\$ -	\$ 5,511	\$ -	\$ -	\$ -
CUPE-AB	\$ -	\$ -	\$ -	\$ -	\$ -	\$ -	\$ -
CASHCO	\$ -	\$ -	\$ -	\$ -	\$ -	\$ -	\$ -
EQUUS	\$ 34,462	\$ -	\$ -	\$ 34,462	\$ -	\$ -	\$ -
FFA	\$ 91,823	\$ -	\$ -	\$ 91,823	\$ -	\$ -	\$ -
FOM	\$ 6,000	\$ -	\$ -	\$ 5,818	\$ 15	\$ -	\$ 167
HSAA*	\$ 190,848	\$ -	\$ -	\$ 190,848	\$ -	\$ -	\$ -
HMC	\$ 24,721	\$ -	\$ -	\$ 24,721	\$ -	\$ -	\$ -
JV	\$ 7,201	\$ -	\$ -	\$ 1,201	\$ -	\$ -	\$ 6,000
KG	\$ 50,000	\$ -	\$ -	\$ 18,029	\$ -	\$ 15,000	\$ 16,971
MCA*	\$ 292,568	\$ -	\$ -	\$ 292,568	\$ -	\$ -	\$ -
PROG-AB	\$ 6,500	\$ -	\$ -	\$ 1,571	\$ -	\$ 4,929	\$ -
PROJ-AB*	\$ 135,030	\$ -	\$ -	\$ 135,030	\$ -	\$ -	\$ -
PAKBT	\$ 970	\$ -	\$ -	\$ 938	\$ 32	\$ -	\$ -
PIA	\$ 53,010	\$ -	\$ -	\$ 59,027	\$ -	\$ -	\$ (6,017)
RC	\$ -	\$ -	\$ -	\$ -	\$ -	\$ -	\$ -
SAF*	\$ 298,000	\$ 175	\$ -	\$ 172,026	\$ -	\$ -	\$ 126,149
ACC	\$ 26,250	\$ 4	\$ -	\$ 27,610	\$ 25	\$ -	\$ (1,381)
ATA*	\$ 275,822	\$ 840	\$ -	\$ 276,577	\$ -	\$ -	\$ 85
CCC	\$ 177	\$ -	\$ -	\$ 177	\$ -	\$ -	\$ -
<b>TOTAL</b>	<b>\$ 2,133,981</b>	<b>\$ 9,820</b>	<b>\$ -</b>	<b>\$ 1,904,757</b>	<b>\$ 135</b>	<b>\$ 19,956</b>	<b>\$ 218,953</b>

\*Filed audited financial statements

Amounts rounded to nearest dollar

## ETPA Transfers



The EFCDA allows registered ETPAs to transfer funds to each other. ETPAs can also issue transfers *to* Political Third Party Advertisers (PTPAs). However, the EFCDA prohibits ETPAs from receiving transfers *from* PTPAs even if the PTPA is made up of the same individual person, corporation or group. The reason for this prohibition is because PTPAs can accept contributions from anywhere in the world, whereas ETPAs are restricted to accepting contributions from contributors living or operating within Alberta only.

## ETPA Election Advertising Expenses (Subject to Limit)

ETPAs can conduct election advertising during an election advertising period only. Any advertising outside of this period is a violation.

ETPAs could spend up to  
**\$150,000** on election  
advertising expenses in each  
of two advertising periods

### ← 2019 PROVINCIAL GENERAL ELECTION ADVERTISING PERIOD →

#### ELECTION ADVERTISING PERIOD (PRE-WRIT)

DECEMBER 1 TO MARCH 18

EXPENSES SUBJECT TO **\$150,000** LIMIT  
(\$3,000 PER ED)

PLUS

#### ELECTION ADVERTISING PERIOD (POST-WRIT)

MARCH 19 TO APRIL 16

EXPENSES SUBJECT TO **\$150,000** LIMIT  
(\$3,000 PER ED)



No ETPA exceeded the spending limit. Exceeding the election advertising expense limit is an offence under the EFCDA and both the ETPA and CFO are liable to a fine of up to \$10,000 if the ETPA is a person, and up to \$100,000 if the ETPA is a corporation or group.

Figure 19 below shows that advertising spending by ETPAs in the 98 days prior to the Writs of Election accounted for 35% of total spending vs. 65% in the 29 days from March 19 to Election Day.

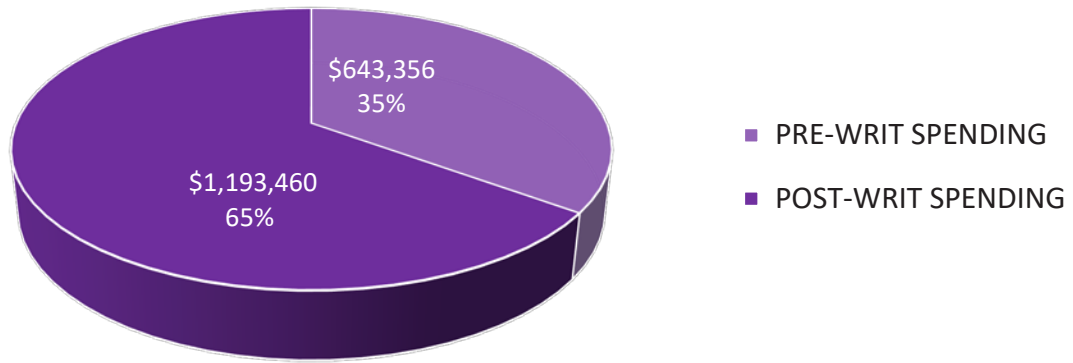


Figure 19: ETPA Advertising Spending Pre-Writ vs. Post-Writ



# 7 APPENDICES

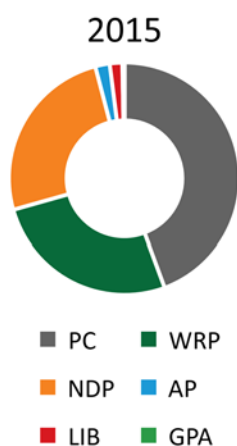
## APPENDIX A - Political Party Campaign Contributions

Party	Contributions to \$250	Contributions over \$250	Contributions Total (\$)	Count (#)	Average (\$)
AAP	\$ 2,335	\$ 1,800	\$ 4,135	21	\$ 197
AIP	\$ -	\$ -	\$ -	-	\$ -
LIB	\$ 28,720	\$ 49,020	\$ 77,740	425	\$ 183
NDP	\$ 1,130,896	\$ 2,538,330	\$ 3,669,226	16,781	\$ 219
AP	\$ 52,465	\$ 126,281	\$ 178,746	751	\$ 238
CP-A	\$ -	\$ -	\$ -	-	\$ -
FCPA	\$ 8,085	\$ 5,787	\$ 13,872	95	\$ 146
GPA	\$ 5,548	\$ 6,855	\$ 12,403	67	\$ 185
PAPA	\$ -	\$ -	\$ -	-	\$ -
PC	\$ -	\$ -	\$ -	-	\$ -
REF	\$ -	\$ -	\$ -	-	\$ -
UCP	\$ 1,405,551	\$ 2,174,494	\$ 3,580,045	16,411	\$ 218
WRP	\$ -	\$ -	\$ -	21	\$ -

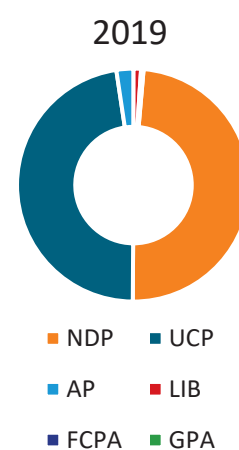
Amounts rounded to nearest dollar

## APPENDIX B - Political Party Campaign Contributions 2015 vs. 2019

Party	\$	%
PC	\$2,883,125	44.4%
WRP	\$1,705,545	26.2%
NDP	\$1,643,152	25.3%
AP	\$133,371	2.1%
LIB	\$113,267	1.7%
GPA	\$19,622	0.3%
SC*	\$30	-
AFP**	\$ -	-
CP-A	\$ -	-
<b>Total</b>	<b>\$6,498,112</b>	<b>100%</b>



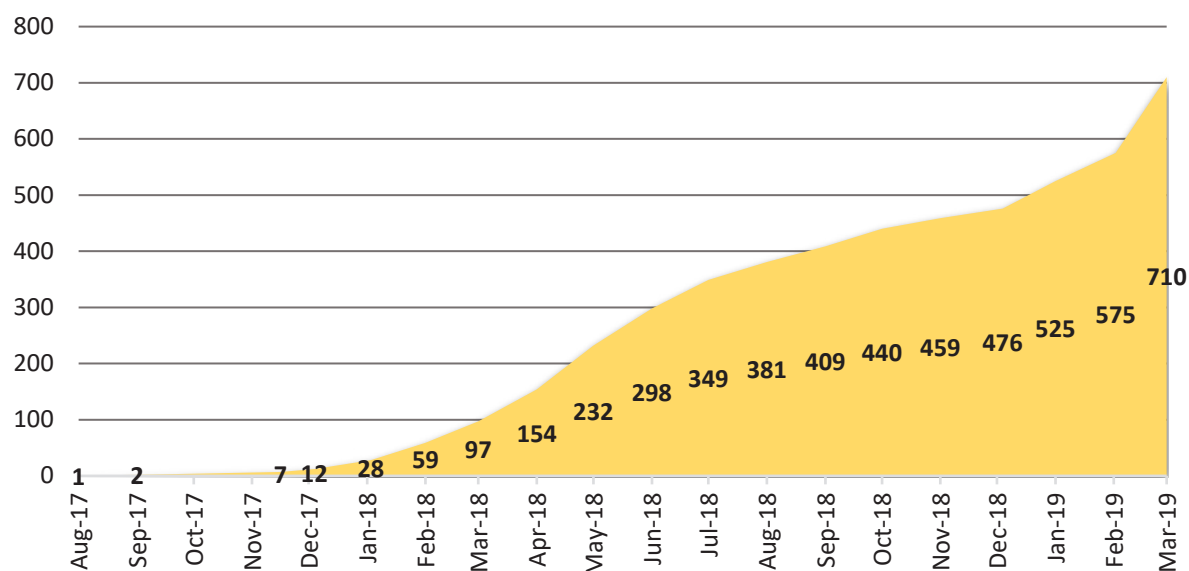
Party	\$	%
NDP	\$3,669,226	48.7%
UCP	\$3,580,045	47.5%
AP	\$178,746	2.4%
LIB	\$77,740	1.0%
FCPA**	\$13,872	0.2%
GPA	\$12,403	0.1%
AAP	\$4,135	0.1%
AIP	\$ -	-
PAPA*	\$ -	-
CP-A	\$ -	-
PC	\$ -	-
REF	\$ -	-
WRP	\$ -	-
<b>Total</b>	<b>\$7,536,167</b>	<b>100%</b>



\*SC in 2015 = PAPA in 2019

\*\*AFP in 2015 = FCPA in 2019

## APPENDIX C - Number of Nomination Contestants Registered per Month



## APPENDIX D - Nomination Contestant Fees, Deposits and Contest Budgets<sup>12</sup>

Political Party	Contestant Fees	Contestant Deposit	Contest Budget per ED
Alberta Advantage Party	\$ 100	\$ 100	\$ 100
Alberta Liberal Party	\$ 375	\$ -	\$ 375
Alberta New Democratic Party	\$ -	\$ -	\$ 500
Alberta Party	\$ 500	\$ -	\$ 1,000
Communist Party – Alberta	\$ -	\$ -	\$ -
Freedom Conservative Party of Alberta	\$ -	\$ -	\$ -
Green Party of Alberta	\$ -	\$ -	\$ -
Pro-Life Alberta Political Association	\$ -	\$ -	\$ -
Progressive Conservative Association of Alberta	\$ -	\$ -	\$ -
Reform Party of Alberta	\$ -	\$ -	\$ -
United Conservative Party	\$ 1,000	\$ 1,000	\$ 4,000
Wildrose Party	\$ -	\$ -	\$ -

Amounts rounded to nearest dollar

<sup>12</sup> Average/typical amounts only. Subject to Elections Alberta approval, parties could vary amounts depending on the circumstances of any given contest in an electoral division.

## APPENDIX E - Nomination Contestant Campaign Finances by Electoral Division

Contestants are listed by electoral division then alphabetically by political party affiliation and last name. A contestant may appear more than once if the contestant registered for a different contest and/or different party affiliation over time. A political party that held more than one contest in an electoral division to re-select a new contestant, will have its first (original) contest indicated as “previous contest” or “cancelled contest”. Selected contestants are in **bold**.

### ELECTORAL DIVISIONS AND TOTALS (AMOUNTS ROUNDED TO NEAREST DOLLAR)

Electoral Division Party-Nomination Contestant (Selected in <b>Bold</b> )	Revenues		Expenses			
	Contributions	Other Revenue	Election Expenses	Other Expenses	Transfers Issued	Surplus (Deficit)
<b>01-CALGARY-ACADIA</b>	\$56,806	\$5,275	\$25,511	\$13,289	\$0	\$23,281
AP-LANA BENTLEY	500	0	0	500	0	0
GPA-AMANDA BISHOP	0	0	0	0	0	0
LIB-LORISSA GOOD	0	0	0	0	0	0
NDP-CATHERINE ANDREWS HOULT	10,900	0	115	0	0	10,785
UCP-AMINA BEECROFT	10,999	1,000	9,999	2,000	0	0
UCP-SOHAIL CHAUDHRY <sup>(W)</sup>	1,000	1,000	0	2,000	0	0
UCP-DAVID GUENTER	6,784	1,010	5,794	2,000	0	0
<b>UCP-TYLER SHANDRO</b>	26,622	2,265	9,603	6,789	0	12,496
<b>01-CALGARY-ACADIA (PREVIOUS CONTEST)</b>	<b>\$0</b>	<b>\$0</b>	<b>\$0</b>	<b>\$0</b>	<b>\$0</b>	<b>\$0</b>
NDP-BRIAN PINCOTT <sup>(WC)</sup>	0	0	0	0	0	0
<b>02-CALGARY-BEDDINGTON</b>	<b>\$17,207</b>	<b>\$1,000</b>	<b>\$12,782</b>	<b>\$4,280</b>	<b>\$1</b>	<b>\$1,145</b>
AP-CAROL-LYNN DARCH	0	0	0	0	0	0
LIB-CHANDAN TADAVALKAR	0	0	0	0	0	0
NDP-AMANDA CHAPMAN	0	0	0	0	0	0
UCP-RANDY KERR <sup>(LE)</sup>	7,765	0	4,341	2,280	0	1,145
UCP-DANIEL KOSTEK <sup>(W)</sup>	718	0	717	0	1	0
<b>UCP-JOSEPHINE PON</b>	8,724	1,000	7,724	2,000	0	0
<b>02-CALGARY-BEDDINGTON (PREVIOUS CONTEST)</b>	<b>\$0</b>	<b>\$0</b>	<b>\$0</b>	<b>\$0</b>	<b>\$0</b>	<b>\$0</b>
AP-KAREN MCPHERSON <sup>(WC)</sup>	0	0	0	0	0	0
<b>03-CALGARY-BOW</b>	<b>\$32,365</b>	<b>\$4,121</b>	<b>\$25,726</b>	<b>\$9,388</b>	<b>\$680</b>	<b>\$693</b>
AP-PAUL GODARD	637	0	137	500	0	0
AP-FRANK PENKALA	598	0	98	500	0	0
F CPA-REGINA SHAKIROVA	0	0	0	0	0	0
GPA-MARION WESTOLL	0	0	0	0	0	0
LIB-DANIEL EJUMABONE	375	0	0	375	0	0
NDP-DEBORAH DREVER	0	0	0	0	0	0
UCP-LISA DAVIS	8,539	1,000	7,539	2,000	0	0
UCP-CHERYL DURKEE	3,512	1,000	2,512	2,000	0	0
UCP-HARRISON FLEMING <sup>(W)</sup>	1,990	0	1,310	0	680	0
UCP-BYRON NELSON	2,972	0	2,972	0	0	0
<b>UCP-DEMETRIOS NICOLAIDES</b>	12,665	0	9,960	2,013	0	693
UCP-ELDON SIEMENS	1,079	2,121	1,200	2,000	0	0

(W) Withdrew from participation

(NA) Not accepted by party to participate

(WC) Withdrew candidacy after winning contest (LE) Lost endorsement from party after winning contest

Electoral Division Party-Nomination Contestant (Selected in <b>Bold</b> )	Revenues		Expenses			
	Contributions	Other Revenue	Election Expenses	Other Expenses	Transfers Issued	Surplus (Deficit)
<b>04-CALGARY-BUFFALO</b>	<b>\$ 20,590</b>	<b>\$20</b>	<b>\$15,340</b>	<b>\$4,564</b>	<b>\$0</b>	<b>\$706</b>
AP-OMAR MASOOD	0	0	0	0	0	0
GPA-HEATHER MORIGEAU	0	0	0	0	0	0
LIB-JENNIFER KHAN	0	0	0	0	0	0
NDP-JOE CECI	0	0	0	0	0	0
UCP-MEGAN MCCAFFREY	8,035	20	5,491	2,564	0	0
UCP-TOM OLSEN	12,555	0	9,849	2,000	0	706
<b>05-CALGARY-CROSS</b>	<b>\$17,243</b>	<b>\$7,837</b>	<b>\$11,557</b>	<b>\$13,475</b>	<b>\$0</b>	<b>\$48</b>
AP-BRAHAM LUDDU	0	0	0	0	0	0
LIB-NASER AL-KUKHUN	375	0	0	375	0	0
NDP-RICARDO MIRANDA	0	0	0	0	0	0
UCP-EMILE GABRIEL	1,418	1,000	418	2,000	0	0
UCP-FARHAN BAIG <sup>(NA)</sup>	0	0	0	0	0	0
UCP-JASBIR MINHAS <sup>(W)</sup>	1,000	1,000	0	2,000	0	0
<b>UCP-MICKEY AMERY</b>	<b>2,850</b>	<b>1,000</b>	<b>1,802</b>	<b>2,000</b>	<b>0</b>	<b>48</b>
UCP-ROSHAN CHUMBER	3,400	1,000	2,400	2,000	0	0
UCP-SHERISSA CELIS	8,200	3,837	6,937	5,100	0	0
<b>06-CALGARY-CURRIE</b>	<b>\$50,552</b>	<b>\$ 5,000</b>	<b>\$29,673</b>	<b>\$11,186</b>	<b>\$682</b>	<b>\$14,011</b>
AP-ANTONY NORMAN <sup>(W)</sup>	0	0	0	0	0	0
AP-LINDSAY LUHNAU	500	0	0	500	0	0
LIB-JOSHUA CODD	375	0	0	375	0	0
NDP-BRIAN MALKINSON	0	0	0	0	0	0
PAPA-LUCAS HERNANDEZ	0	0	0	0	0	0
UCP-AMORIZA GUNNICK	9,430	1,000	8,430	2,000	0	0
UCP-ANTHONY PARKER <sup>(NA)</sup>	0	0	0	0	0	0
UCP-BETTINA PIERRE-GILLES	12,845	0	9,939	2,223	682	0
UCP-DAN MORRISON	2,635	1,000	1,635	2,000	0	0
<b>UCP-NICHOLAS MILLIKEN</b>	<b>20,126</b>	<b>2,000</b>	<b>6,115</b>	<b>2,000</b>	<b>0</b>	<b>14,011</b>
UCP-TERRY DEVRIES	4,641	1,000	3,554	2,088	0	0
<b>06-CALGARY-CURRIE (CANCELLED CONTEST)</b>	<b>\$0</b>	<b>\$0</b>	<b>\$0</b>	<b>\$0</b>	<b>\$0</b>	<b>\$0</b>
GPA-GRANT NEUFELD	0	0	0	0	0	0

(W) Withdrew from participation

(NA) Not accepted by party to participate

(WC) Withdrew candidacy after winning contest (LE) Lost endorsement from party after winning contest

Electoral Division Party-Nomination Contestant (Selected in <b>Bold</b> )	Revenues		Expenses			
	Contributions	Other Revenue	Election Expenses	Other Expenses	Transfers Issued	Surplus (Deficit)
<b>07-CALGARY-EAST</b>	<b>\$19,123</b>	<b>\$9,833</b>	<b>\$16,493</b>	<b>\$12,458</b>	<b>\$0</b>	<b>\$5</b>
AP-GAR GAR	0	0	0	0	0	0
CP-A-JONATHAN TRAUTMAN	0	0	0	0	0	0
GPA-WILLIAM CARNEGIE	0	0	0	0	0	0
LIB-MICHELLE ROBINSON	375	0	0	375	0	0
NDP-CESAR CALA	0	0	0	0	0	0
UCP-ANDRE CHABOT	3,135	2,990	4,042	2,083	0	0
UCP-ISSA MOSA	4,900	842	3,742	2,000	0	0
UCP-JAMIE LALL	2,960	1,000	1,960	2,000	0	0
UCP-MANJIT SINGH JASWAL	0	2,000	0	2,000	0	0
UCP-MATTHEW DIRK	5,303	2,000	5,303	2,000	0	0
UCP-PRADEEP SINGH	2,450	1,000	1,445	2,000	0	5
UCP-ROBERT O'LEARY <sup>(W)</sup>	0	0	0	0	0	0
<b>08-CALGARY-EDGEMONT</b>	<b>\$33,532</b>	<b>\$2,500</b>	<b>\$11,576</b>	<b>\$2,500</b>	<b>\$0</b>	<b>\$21,957</b>
AP-BETH BARBERREE <sup>(W)</sup>	88	500	588	0	0	0
AP-JOANNE GUI	11,866	0	1,563	500	0	9,804
GPA-CARL SVOBODA	0	0	0	0	0	0
LIB-ALAN DUFFY <sup>(W)</sup>	0	0	0	0	0	0
LIB-GRAEME MAITLAND	0	0	0	0	0	0
NDP-JULIA HAYTER	334	0	334	0	0	0
UCP-PRASAD PANDA	21,245	2,000	9,092	2,000	0	12,153
<b>09-CALGARY-ELBOW</b>	<b>\$69,607</b>	<b>\$0</b>	<b>\$21,482</b>	<b>\$5,715</b>	<b>\$37,680</b>	<b>\$4,730</b>
AP-GREG CLARK	0	0	0	0	0	0
GPA-QUINN RUPERT	0	0	0	0	0	0
LIB-ROBIN MACKINTOSH	0	0	0	0	0	0
NDP-JANET EREMENKO	7,465	0	2,735	0	0	4,730
UCP-CHRIS DAVIS	10,568	0	9,998	467	103	0
UCP-DOUG SCHWEITZER	51,574	0	8,749	5,248	37,577	0
<b>10-CALGARY-FALCONRIDGE</b>	<b>\$32,357</b>	<b>\$5,500</b>	<b>\$27,382</b>	<b>\$10,475</b>	<b>\$0</b>	<b>\$0</b>
AP-JASBIR DHARI	0	0	0	0	0	0
LIB-DEEPAK SHARMA	475	0	0	475	0	0
NDP-PARAMJIT SINGH MANN <sup>(NA)</sup>	0	0	0	0	0	0
NDP-PARMEET SINGH BOPARAI	263	0	263	0	0	0
UCP-CHRISTOPHER STEEVES <sup>(W)</sup>	519	0	519	0	0	0
UCP-DEVINDER TOOR	8,025	1,000	7,025	2,000	0	0
UCP-GURJINDER DHILLON <sup>(W)</sup>	0	0	0	0	0	0
UCP-HAPPY MANN <sup>(NA)</sup>	1,886	1,000	886	2,000	0	0
UCP-HARWINDER KANG	8,878	1,000	7,878	2,000	0	0
UCP-JESSE MINHAS	0	500	0	500	0	0
UCP-PETE DE JONG	9,250	1,000	8,750	1,500	0	0
UCP-RAMAN GILL <sup>(W)</sup>	0	0	0	0	0	0
UCP-RICKY DHALIWAL <sup>(W)</sup>	3,060	1,000	2,060	2,000	0	0

(W) Withdrew from participation

(NA) Not accepted by party to participate

(WC) Withdrew candidacy after winning contest (LE) Lost endorsement from party after winning contest

Electoral Division Party-Nomination Contestant (Selected in <b>Bold</b> )	Revenues		Expenses			Surplus (Deficit)
	Contributions	Other Revenue	Election Expenses	Other Expenses	Transfers Issued	
<b>11-CALGARY-FISH CREEK</b>	<b>\$23,550</b>	<b>\$86</b>	<b>\$20,278</b>	<b>\$2,353</b>	<b>\$0</b>	<b>\$1,005</b>
AP-ROBERT TREMBLAY	0	0	0	0	0	0
GPA-TAYLOR STASILA	0	0	0	0	0	0
LIB-JOHN ROGGEVEEN	0	0	0	0	0	0
NDP-REBECCA BOUNSALL	0	0	0	0	0	0
UCP-CINDY ROSS	9,906	75	9,454	527	0	0
UCP-CYNDY MORIN <sup>(W)</sup>	902	0	902	0	0	0
UCP-RICHARD GOTFRIED	12,742	11	9,922	1,826	0	1,005
<b>12-CALGARY-FOOTHILLS</b>	<b>\$22,740</b>	<b>\$2,993</b>	<b>\$16,869</b>	<b>\$4,989</b>	<b>\$0</b>	<b>\$3,875</b>
AP-JENNIFER WYNESS	500	0	0	500	0	0
FCPA-KARI POMERLEAU	0	0	0	0	0	0
LIB-ANDREA JOYCE	0	0	0	0	0	0
NDP-SAMEENA ARIF	0	0	0	0	0	0
UCP-CONNOR STAUS	7,748	2,993	8,741	2,000	0	0
UCP-JASON LUAN	14,492	0	8,128	2,489	0	3,875
<b>13-CALGARY-GLENMORE</b>	<b>\$36,146</b>	<b>\$5,913</b>	<b>\$33,078</b>	<b>\$8,975</b>	<b>\$0</b>	<b>\$7</b>
AP-SCOTT APPLEBY	0	0	0	0	0	0
FCPA-DEJAN RISTIC	0	0	0	0	0	0
GPA-ALLIE TULICK	0	0	0	0	0	0
LIB-RORK HILFORD <sup>(W)</sup>	0	375	0	375	0	0
LIB-SHIRLEY KSIENSKI	0	0	0	0	0	0
NDP-ANAM KAZIM	0	0	0	0	0	0
NDP-JORDAN STEIN	595	0	595	0	0	0
UCP-CHRISTOPHER GRABILL	8,842	2,015	8,258	2,600	0	0
UCP-MAUREEN ZELMER <sup>(W)</sup>	1,915	0	1,915	0	0	0
UCP-MICHAEL LABERGE	6,315	1,000	5,315	2,000	0	0
UCP-PHILIP SCHUMAN	8,025	1,000	7,025	2,000	0	0
UCP-WHITNEY ISSIK	10,454	1,523	9,970	2,000	0	7
<b>14-CALGARY-HAYS</b>	<b>\$1,000</b>	<b>\$1,000</b>	<b>\$0</b>	<b>\$2,000</b>	<b>\$0</b>	<b>\$0</b>
AP-CHRISTOPHER NOWELL	0	0	0	0	0	0
FCPA-ALEXIUS KARNS	0	0	0	0	0	0
LIB-FRANCES WOYTKIW	0	0	0	0	0	0
NDP-TORY TOMBLIN	0	0	0	0	0	0
UCP-PATRICK MECKELBORG <sup>(W)</sup>	0	0	0	0	0	0
UCP-RICHARD MCIVER	1,000	1,000	0	2,000	0	0
<b>15-CALGARY-KLEIN</b>	<b>\$20,639</b>	<b>\$2,575</b>	<b>\$15,390</b>	<b>\$5,215</b>	<b>\$150</b>	<b>\$2,459</b>
AP-KARA LEVIS	500	0	0	500	0	0
GPA-JANINE ST. JEAN	0	0	0	0	0	0
LIB-MICHAEL MACDONALD	0	0	0	0	0	0
NDP-CRAIG COOLAHAN	0	0	0	0	0	0
UCP-JEREMY NIXON	12,800	1,575	9,201	2,715	0	2,459
UCP-JULIE HUSTON <sup>(W)</sup>	150	0	0	0	150	0
UCP-KATHY MACDONALD	7,189	1,000	6,189	2,000	0	0

(W) Withdrew from participation

(NA) Not accepted by party to participate

(WC) Withdrew candidacy after winning contest (LE) Lost endorsement from party after winning contest

Electoral Division Party-Nomination Contestant (Selected in <b>Bold</b> )	Revenues		Expenses			Surplus (Deficit)
	Contributions	Other Revenue	Election Expenses	Other Expenses	Transfers Issued	
<b>16-CALGARY-LOUGHEED</b>	<b>\$0</b>	<b>\$0</b>	<b>\$0</b>	<b>\$0</b>	<b>\$0</b>	<b>\$0</b>
AP-RACHEL TIMMERMANS	0	0	0	0	0	0
LIB-WILSON MCCUTCHAN	0	0	0	0	0	0
NDP-JULIA BIETZ	0	0	0	0	0	0
UCP-JASON KENNEY	0	0	0	0	0	0
<b>17-CALGARY-MCCALL</b>	<b>\$13,313</b>	<b>\$6,000</b>	<b>\$13,198</b>	<b>\$6,055</b>	<b>\$0</b>	<b>\$60</b>
<b>AAP-LARRY SMITH</b>	0	0	0	0	0	0
<b>AP-AVINASH KHANGURA</b>	0	0	0	0	0	0
<b>GPA-JANICE FRASER</b>	0	0	0	0	0	0
<b>LIB-FAIZA ALI ABDI</b>	0	0	0	0	0	0
<b>NDP-IRFAN SABIR</b>	0	0	0	0	0	0
UCP-AMARJIT SINGH BANWAIT <sup>(NA)</sup>	37	0	37	0	0	0
UCP-JANGBAHADUR SIDHU	3,100	2,000	3,045	2,055	0	0
<b>UCP-JASRAJ SINGH HALLAN</b>	9,074	2,000	9,014	2,000	0	60
UCP-USMAN MAHMOOD	1,102	2,000	1,102	2,000	0	0
<b>18-CALGARY-MOUNTAIN VIEW</b>	<b>\$41,759</b>	<b>\$3,181</b>	<b>\$31,916</b>	<b>\$6,500</b>	<b>\$6,525</b>	<b>\$0</b>
<b>AP-ANGELA KOKOTT</b>	500	0	0	500	0	0
<b>GPA-THANA BOONLERT</b>	0	0	0	0	0	0
<b>LIB-DAVID KHAN</b>	0	0	0	0	0	0
<b>NDP-KATHLEEN GANLEY</b>	2,130	0	555	0	1,576	0
UCP-CAYLAN FORD <sup>(WC)</sup>	13,721	1,130	8,649	2,000	4,202	0
UCP-DEAN BRAWN <sup>(W)</sup>	0	0	0	0	0	0
<b>UCP-JEREMY WONG</b>	11,611	51	9,915	1,000	747	0
UCP-MARK HLADY <sup>(W)</sup>	3,797	1,000	2,797	2,000	0	0
UCP-REBECCA POLAK	10,000	1,000	10,000	1,000	0	0
<b>19-CALGARY-NORTH</b>	<b>\$36,732</b>	<b>\$9,054</b>	<b>\$30,671</b>	<b>\$14,470</b>	<b>\$646</b>	<b>\$0</b>
<b>AP-GARY ARORA</b>	0	0	0	0	0	0
<b>LIB-SALIHA HAQ</b>	375	0	0	375	0	0
<b>NDP-KELLY MANDRYK</b>	35	0	35	0	0	0
UCP-DEVIN GREEN	1,378	1,000	378	2,000	0	0
UCP-JUN LIN	9,150	2,004	9,154	2,000	0	0
UCP-MANPREET SIDHU <sup>(W)</sup>	0	2,000	0	2,000	0	0
<b>UCP-MUHAMMAD YASEEN</b>	10,359	1,000	6,264	5,095	0	0
UCP-PAUL FRANK	9,084	1,550	9,134	1,500	0	0
UCP-TANIS FISS	6,351	1,000	5,706	1,000	646	0
UCP-TOMMY LOW <sup>(W)</sup>	0	500	0	500	0	0
<b>19-CALGARY-NORTH (PREVIOUS CONTEST)</b>	<b>\$866</b>	<b>\$33</b>	<b>\$399</b>	<b>\$500</b>	<b>\$0</b>	<b>\$0</b>
AP-MELANIE WEN <sup>(WC)</sup>	866	33	399	500	0	0

(W) Withdrew from participation

(NA) Not accepted by party to participate

(WC) Withdrew candidacy after winning contest (LE) Lost endorsement from party after winning contest

Electoral Division Party-Nomination Contestant (Selected in <b>Bold</b> )	Revenues		Expenses			Surplus (Deficit)
	Contributions	Other Revenue	Election Expenses	Other Expenses	Transfers Issued	
<b>20-CALGARY-NORTH EAST</b>	<b>\$24,055</b>	<b>\$3,227</b>	<b>\$14,031</b>	<b>\$10,062</b>	<b>\$0</b>	<b>\$3,189</b>
AP-NATE PIKE	750	0	250	500	0	0
LIB-GUL KHAN	475	0	0	475	0	0
<b>NDP-GURBACHAN BRAR</b>	2,000	0	2,000	0	0	0
NDP-ROOP KAUR RAI	0	953	953	0	0	0
UCP-ANAND CHETTY <sup>(NA)</sup> DID NOT FILE	-	-	-	-	-	-
UCP-JERRY GAUTREAU <sup>(W)</sup>	0	0	0	0	0	0
UCP-MANDEEP SHERGILL	2,050	1,000	1,050	2,000	0	0
UCP-MANJIT SINGH JASWAL <sup>(W)</sup>	0	0	0	0	0	0
UCP-PRABHDEEP GILL <sup>(W)</sup>	0	0	0	0	0	0
<b>UCP-RAJAN SAWHNEY</b>	15,280	1,040	8,044	5,087	0	3,189
UCP-TARIQ KHAN <sup>(NA)</sup>	3,500	234	1,734	2,000	0	0
<b>21-CALGARY-NORTH WEST</b>	<b>\$23,494</b>	<b>\$2,244</b>	<b>\$20,142</b>	<b>\$5,500</b>	<b>\$0</b>	<b>\$97</b>
AP-ANDREW BRADLEY	500	0	0	500	0	0
FCPA-CAM KHAN	0	0	0	0	0	0
LIB-PRERNA MAHTANI	0	0	0	0	0	0
NDP-HAFEEZ CHISHTI	0	0	0	0	0	0
NDP-SANDRA JANSEN <sup>(W)</sup>	0	0	0	0	0	0
UCP-CAM KHAN	1,865	1,000	865	2,000	0	0
UCP-CYNDY MORIN <sup>(W)</sup>	2,590	244	1,834	1,000	0	0
UCP-JENNELE GIONG	8,600	1,000	7,600	2,000	0	0
UCP-LESLEY DOELL <sup>(W)</sup>	1,390	0	1,390	0	0	0
<b>UCP-SONYA SAVAGE</b>	8,550	0	8,453	0	0	97
<b>22-CALGARY-PEIGAN</b>	<b>\$28,687</b>	<b>\$ 1,136</b>	<b>\$23,519</b>	<b>\$6,238</b>	<b>\$0</b>	<b>\$65</b>
AP-RONALD REINHOLD	0	0	0	0	0	0
FCPA-SHEYNE ESPEY	0	0	0	0	0	0
LIB-JAROSLAV GIESBRECHT	375	0	0	375	0	0
NDP-JOE PIMLOTT	0	0	0	0	0	0
UCP-ANDREW GRIFFIN <sup>(W)</sup>	0	133	133	0	0	0
UCP-JEEVAN MANGAT	8,570	0	7,197	1,373	0	0
UCP-JEFF WATSON	8,724	1,003	7,237	2,490	0	0
UCP-TANYA FIR	11,018	0	8,952	2,000	0	65
<b>22-CALGARY-PEIGAN (CANCELLED CONTEST)</b>	<b>\$0</b>	<b>\$0</b>	<b>\$0</b>	<b>\$0</b>	<b>\$0</b>	<b>\$0</b>
AP-SERAN HERJINDER <sup>(NA)</sup> DID NOT FILE	-	-	-	-	-	-
<b>23-CALGARY-SHAW</b>	<b>\$36,667</b>	<b>\$7,427</b>	<b>\$33,594</b>	<b>\$10,500</b>	<b>\$0</b>	<b>\$0</b>
AP-BRONSON HA	500	0	0	500	0	0
GPA-JOHN DALY	0	0	0	0	0	0
LIB-VESNA SAMARDZIJA	0	0	0	0	0	0
UCP-BRAD LEISHMAN <sup>(NA)</sup>	6,491	2,000	6,492	2,000	0	0
UCP-DANIEL MCLEAN	5,986	1,000	4,986	2,000	0	0
UCP-JACK REDEKOP	5,851	1,206	5,057	2,000	0	0
UCP-MARK MANTEI	7,860	1,221	7,080	2,000	0	0
<b>UCP-REBECCA SCHULZ</b>	9,979	2,000	9,979	2,000	0	0

(W) Withdrew from participation

(NA) Not accepted by party to participate

(WC) Withdrew candidacy after winning contest (LE) Lost endorsement from party after winning contest



Electoral Division Party-Nomination Contestant (Selected in <b>Bold</b> )	Revenues		Expenses			Surplus (Deficit)
	Contributions	Other Revenue	Election Expenses	Other Expenses	Transfers Issued	
<b>24-CALGARY-SOUTH EAST</b>	<b>\$0</b>	<b>\$0</b>	<b>\$0</b>	<b>\$0</b>	<b>\$0</b>	<b>\$0</b>
AP-RICK FRASER	0	0	0	0	0	0
FCPA-CLINTON HARRIS	0	0	0	0	0	0
LIB-LEILA KEITH	0	0	0	0	0	0
NDP-FERDINAND SCHNEIDERSMANN <sup>(W)</sup>	0	0	0	0	0	0
NDP-HEATHER EDDY	0	0	0	0	0	0
UCP-MATT JONES	0	0	0	0	0	0
<b>24-CALGARY-SOUTH EAST (CANCELLED CONTEST)</b>	<b>\$16,826</b>	<b>\$3,000</b>	<b>\$14,835</b>	<b>\$4,213</b>	<b>\$0</b>	<b>\$778</b>
UCP-CAMERON DAVIES <sup>(W)</sup>	5,550	0	5,550	0	0	0
UCP-MATTHEW JONES <sup>(W)</sup>	5,937	2,000	5,935	2,002	0	0
UCP-EVA KIRYAKOS <sup>(WC)</sup>	5,339	1,000	3,350	2,211	0	778
<b>25-CALGARY-VARSITY</b>	<b>\$55,231</b>	<b>\$7,059</b>	<b>\$46,407</b>	<b>\$14,186</b>	<b>\$1,680</b>	<b>\$17</b>
AP-BETH BARBERREE	1,774	0	1,274	500	0	0
GPA-CHERYLE CHAGNON-GREYEVES	0	0	0	0	0	0
LIB-RYAN CAMPBELL	0	0	0	0	0	0
NDP-ANNE MCGRATH	0	0	0	0	0	0
NDP-JULIA HAYTER <sup>(W)</sup>	0	0	0	0	0	0
NDP-MICHAEL CONNOLLY <sup>(W)</sup>	0	45	0	45	0	0
NDP-STEPHANIE MCLEAN <sup>(W)</sup>	0	0	0	0	0	0
UCP-GRACE LANE	2,746	1,000	2,211	1,535	0	0
<b>UCP-JASON COPPING</b>	<b>10,557</b>	<b>1,000</b>	<b>9,540</b>	<b>2,000</b>	<b>0</b>	<b>17</b>
UCP-JOHN HUANG	13,371	2,000	9,998	3,693	1,680	0
UCP-JOHN VOLPONI	8,982	1,000	7,982	2,000	0	0
UCP-LESLEY DOELL	5,806	2,000	5,806	2,000	0	0
UCP-MICHAEL KIM	11,995	14	9,596	2,413	0	0
<b>26-CALGARY-WEST</b>	<b>\$1,000</b>	<b>\$1,000</b>	<b>\$0</b>	<b>\$2,000</b>	<b>\$0</b>	<b>\$0</b>
AP-FRANK PENKALA	0	0	0	0	0	0
FCPA-RIO AIELLO	0	0	0	0	0	0
LIB-BEN MIDGLEY <sup>(WC)</sup>	0	0	0	0	0	0
LIB-DAN EJUMABONE <sup>(W)</sup>	0	0	0	0	0	0
LIB-YASNA OLUIC-KOVACEVIC	0	0	0	0	0	0
NDP-GULSHAN AKTER	0	0	0	0	0	0
UCP-MIKE ELLIS	1,000	1,000	0	2,000	0	0
<b>27-EDMONTON-BEVERLY-CLAREVIEW</b>	<b>\$32,381</b>	<b>\$3,058</b>	<b>\$27,016</b>	<b>\$8,142</b>	<b>\$0</b>	<b>\$281</b>
AP-JEFFERY WALTERS	0	0	0	0	0	0
GPA-MICHAEL HUNTER	0	0	0	0	0	0
LIB-SHADEA HUSSEIN	0	0	0	0	0	0
NDP-DERON BILOUS	0	0	0	0	0	0
UCP-ATUL RANADE <sup>(W)</sup>	0	0	0	0	0	0
<b>UCP-DAVID EGAN</b>	<b>8,725</b>	<b>1,000</b>	<b>7,302</b>	<b>2,142</b>	<b>0</b>	<b>281</b>
UCP-JEFFERY WALTERS <sup>(W)</sup>	7,894	1,000	6,894	2,000	0	0
UCP-ROGER FODJO	5,783	1,058	4,842	2,000	0	0
UCP-RUBY MALIK	9,979	0	7,979	2,000	0	0

(W) Withdrew from participation

(NA) Not accepted by party to participate

(WC) Withdrew candidacy after winning contest (LE) Lost endorsement from party after winning contest

Electoral Division Party-Nomination Contestant (Selected in <b>Bold</b> )	Revenues		Expenses			Surplus (Deficit)
	Contributions	Other Revenue	Election Expenses	Other Expenses	Transfers Issued	
<b>28-EDMONTON-CASTLE DOWNS</b>	<b>\$32,806</b>	<b>\$3,620</b>	<b>\$13,471</b>	<b>\$6,363</b>	<b>\$16,000</b>	<b>\$592</b>
AP-MOHAMAD RAHALL	21,000	120	4,620	500	16,000	0
LIB-THOMAS DEAK	0	0	0	0	0	0
NDP-NICOLE GOEHRING	0	0	0	0	0	0
UCP-ARTHUR HAGAN	1,124	1,000	124	2,000	0	0
<b>UCP-ED AMMAR</b>	<b>6,200</b>	<b>1,000</b>	<b>4,523</b>	<b>2,085</b>	<b>0</b>	<b>592</b>
UCP-GENNADI BOITCHENKO	4,482	1,500	4,204	1,779	0	0
UCP-GORDON REEKIE <sup>(W)</sup>	0	0	0	0	0	0
<b>29-EDMONTON-CITY CENTRE</b>	<b>\$9,259</b>	<b>\$2,930</b>	<b>\$6,406</b>	<b>\$5,000</b>	<b>\$0</b>	<b>\$784</b>
AP-ROBERT PHILIP	1,738	0	1,238	500	0	0
AP-STEPHANIE SHOSTAK <sup>(W)</sup>	806	1	307	500	0	0
GPA-CHRIS ALDERS	0	0	0	0	0	0
NDP-DAVID SHEPHERD	0	0	0	0	0	0
UCP-LILY LE	5,521	1,900	4,637	2,000	0	784
UCP-MARTINA CRORY	195	29	224	0	0	0
UCP-STEPHEN HAMMERSCHMIDT <sup>(W)</sup>	1,000	1,000	0	2,000	0	0
UCP-TARAS ZAKORDONSKI	0	0	0	0	0	0
<b>30-EDMONTON-DECORE</b>	<b>\$17,555</b>	<b>\$4,229</b>	<b>\$15,550</b>	<b>\$6,234</b>	<b>\$0</b>	<b>\$0</b>
AP-ALI HAYMOUR	0	0	0	0	0	0
NDP-CHRISTIAN NIELSEN	0	0	0	0	0	0
UCP-GORDON REEKIE	1,813	1,000	1,313	1,500	0	0
UCP-JANICE SARICH	10,068	1,029	8,363	2,733	0	0
UCP-KAREN PRINCIPE	5,674	2,200	5,874	2,000	0	0
<b>31-EDMONTON-ELLERSLIE</b>	<b>\$19,626</b>	<b>\$4,030</b>	<b>\$15,084</b>	<b>\$8,174</b>	<b>\$52</b>	<b>\$346</b>
AAP-YASH SHARMA	0	0	0	0	0	0
AP-HAZELYN KING-WILLAMS	0	0	0	0	0	0
LIB-MICHAEL MCGOWAN	0	0	0	0	0	0
NDP-RODRIGO LOYOLA	0	0	0	0	0	0
UCP-FATON BISLIMI	1,600	1,000	600	2,000	0	0
UCP-RAJESH ARORA	7,272	1,000	6,272	2,000	0	0
<b>UCP-SANJAY PATEL</b>	<b>2,900</b>	<b>1,000</b>	<b>1,554</b>	<b>2,000</b>	<b>0</b>	<b>346</b>
UCP-SHERRY ADAMS	7,854	1,030	6,658	2,174	52	0
<b>31-EDMONTON-ELLERSLIE (PREV. CONTEST #2)</b>	<b>\$0</b>	<b>\$0</b>	<b>\$0</b>	<b>\$0</b>	<b>\$0</b>	<b>\$0</b>
AP-RICHARD CORBIN <sup>(W)</sup> DID NOT FILE	-	-	-	-	-	-
AP-CHARLES MCKENNA <sup>(W)</sup>	0	0	0	0	0	0
AP-TODD ROSS <sup>(W)</sup>	0	0	0	0	0	0
<b>31-EDMONTON-ELLERSLIE (PREV. CONTEST #1)</b>	<b>\$500</b>	<b>\$0</b>	<b>\$0</b>	<b>\$500</b>	<b>\$0</b>	<b>\$0</b>
AP-YASH SHARMA <sup>(LE)</sup>	500	0	0	500	0	0

(W) Withdrew from participation

(NA) Not accepted by party to participate

(WC) Withdrew candidacy after winning contest (LE) Lost endorsement from party after winning contest

Electoral Division Party-Nomination Contestant (Selected in <b>Bold</b> )	Revenues		Expenses			Surplus (Deficit)
	Contributions	Other Revenue	Election Expenses	Other Expenses	Transfers Issued	
<b>32-EDMONTON-GLENORA</b>	<b>\$7,370</b>	<b>\$2,090</b>	<b>\$6,752</b>	<b>\$2,682</b>	<b>\$0</b>	<b>\$26</b>
AP-GLEN TICKNER	550	0	0	524	0	26
NDP-SARAH HOFFMAN	0	0	0	0	0	0
UCP-DAVID SALOPEK	0	0	0	0	0	0
<b>UCP-MARJORIE NEWMAN</b>	<b>6,820</b>	<b>2,090</b>	<b>6,752</b>	<b>2,158</b>	<b>0</b>	<b>0</b>
UCP-STEVEN YOUNG	0	0	0	0	0	0
<b>32-EDMONTON-GLENORA (PREVIOUS CONTEST)</b>	<b>\$517</b>	<b>\$1</b>	<b>\$18</b>	<b>\$500</b>	<b>\$0</b>	<b>\$0</b>
AP-CARLA STOLTE <sup>(WC)</sup>	517	1	18	500	0	0
<b>33-EDMONTON-GOLD BAR</b>	<b>\$13,750</b>	<b>\$1,000</b>	<b>\$1,457</b>	<b>\$2,000</b>	<b>\$0</b>	<b>\$11,293</b>
AP-DIANA LY	0	0	0	0	0	0
GPA-TANYA HERBERT	0	0	0	0	0	0
LIB-STEVE KOCHAN	0	0	0	0	0	0
NDP-MARLIN SCHMIDT	0	0	0	0	0	0
UCP-DAVID DORWARD	13,750	1,000	1,457	2,000	0	11,293
<b>34-EDMONTON-HIGHLANDS-NORWOOD</b>	<b>\$14,934</b>	<b>\$1,814</b>	<b>\$4,637</b>	<b>\$3,200</b>	<b>\$8,912</b>	<b>\$0</b>
AAP-CHRIS POPLATEK	0	200	0	200	0	0
AP-BRIAN GRATRIX	110	0	110	0	0	0
AP-TISH PROUSE	862	0	362	500	0	0
CP-A-ALEXANDER BOYKOWICH	0	0	0	0	0	0
GPA-TAZ BOUCHIER	0	0	0	0	0	0
NDP-JANIS IRWIN	11,960	11	3,162	0	8,809	0
UCP-ATUL RANADE	1,800	1,000	800	2,000	0	0
UCP-DEL SHUPENIA <sup>(NA)</sup>	0	0	0	0	0	0
UCP-GEORGE LAM <sup>(W)</sup>	0	0	0	0	0	0
<b>UCP-LEILA HOULE</b>	<b>203</b>	<b>603</b>	<b>203</b>	<b>500</b>	<b>103</b>	<b>0</b>
UCP-MICHAEL KALYN <sup>(W)</sup>	0	0	0	0	0	0
<b>35-EDMONTON-MANNING</b>	<b>\$8,782</b>	<b>\$4,009</b>	<b>\$3,791</b>	<b>\$9,000</b>	<b>\$0</b>	<b>\$0</b>
AAP-ADAM CORY	0	0	0	0	0	0
AP-JITENDER SAHNI <sup>(W)</sup>	0	0	0	0	0	0
AP-KELI TAMAKLO	624	0	124	500	0	0
<b>AP-MANWAR KHAN</b>	<b>542</b>	<b>0</b>	<b>42</b>	<b>500</b>	<b>0</b>	<b>0</b>
GPA-CHRIS VALLEE	0	0	0	0	0	0
NDP-HEATHER SWEET	0	0	0	0	0	0
UCP-DAKOTA DROUILLARD	1,000	1,000	0	2,000	0	0
UCP-GURCHARAN GARCHA	1,000	1,000	0	2,000	0	0
<b>UCP-HARJINDER GREWAL</b>	<b>1,866</b>	<b>1,000</b>	<b>866</b>	<b>2,000</b>	<b>0</b>	<b>0</b>
UCP-KULSHAN GILL	3,750	1,009	2,759	2,000	0	0
<b>36-EDMONTON-MCCLUNG</b>	<b>\$17,212</b>	<b>\$3,242</b>	<b>\$13,113</b>	<b>\$7,317</b>	<b>\$24</b>	<b>\$0</b>
AAP-GORDON PERROTT	0	200	0	200	0	0
AP-STEPHEN MANDEL	0	0	0	0	0	0
NDP-LORNE DACH	0	0	0	0	0	0
<b>UCP-LAURIE MOZESON</b>	<b>5,540</b>	<b>2,040</b>	<b>5,556</b>	<b>2,000</b>	<b>24</b>	<b>0</b>
UCP-STEVE THOMPSON	11,672	1,002	7,557	5,117	0	0

(W) Withdrew from participation

(NA) Not accepted by party to participate

(WC) Withdrew candidacy after winning contest (LE) Lost endorsement from party after winning contest

Electoral Division Party-Nomination Contestant (Selected in <b>Bold</b> )	Revenues		Expenses			Surplus (Deficit)
	Contributions	Other Revenue	Election Expenses	Other Expenses	Transfers Issued	
<b>37-EDMONTON-MEADOWS</b>	<b>\$14,383</b>	<b>\$3,340</b>	<b>\$8,696</b>	<b>\$5,802</b>	<b>\$0</b>	<b>\$3,225</b>
AAP-THOMAS VARGHESE	0	0	0	0	0	0
AP-AMRIT MATHARU	500	0	0	500	0	0
LIB-MARIA OMAR	0	0	0	0	0	0
NDP-CHAND GUL	260	0	260	0	0	0
NDP-DENISE WOOLLARD	0	0	0	0	0	0
NDP-JASVIR SINGH DEOL	51	0	51	0	0	0
UCP-ARUNDEEP SINGH SANDHU	1,332	1,000	176	2,155	0	0
UCP-JOEL MULLAN <sup>(W)</sup>	3,740	1,340	3,433	1,647	0	0
UCP-LEONARD RHODES	0	0	0	0	0	0
UCP-SANT SHARMA <sup>(W)</sup>	8,500	1,000	4,775	1,500	0	3,225
<b>38-EDMONTON-MILL WOODS</b>	<b>\$15,550</b>	<b>\$6,633</b>	<b>\$7,709</b>	<b>\$8,559</b>	<b>\$5,916</b>	<b>\$0</b>
AP-ANJU SHARMA	500	0	0	500	0	0
AP-JAMES MOORE <sup>(W)</sup>	0	0	0	0	0	0
AP-WALTER ESPINOZA <sup>(W)</sup>	0	0	0	0	0	0
CP-ANDREW JANEWSKI	0	0	0	0	0	0
LIB-ABDIKARIM BAKAL	0	1,469	569	0	900	0
NDP-CHRISTINA GRAY	5,000	43	82	0	4,960	0
UCP-BALJIT SINGH	1,006	1,000	6	2,000	0	0
UCP-DAVID FLETCHER <sup>(W)</sup>	2,655	0	2,655	0	0	0
UCP-HEATHER SWORIN	2,812	2,107	2,805	2,059	55	0
UCP-MUHAMMAD AFZAL <sup>(W)</sup>	0	0	0	0	0	0
UCP-NAZIA NAQVI	2,226	1,000	1,226	2,000	0	0
UCP-SOPHIA KAHN <sup>(W)</sup>	1,352	1,014	366	2,000	0	0
UCP-TARIQ CHAUDHRY <sup>(W)</sup>	0	0	0	0	0	0
<b>39-EDMONTON-NORTH WEST</b>	<b>\$5,995</b>	<b>\$1,100</b>	<b>\$3,693</b>	<b>\$2,475</b>	<b>\$0</b>	<b>\$927</b>
AAP-LUKE BURNS	0	100	0	100	0	0
AP-EMERSON MAYERS <sup>(W)</sup>	0	0	0	0	0	0
AP-JUDY KIM-MENEEN	0	0	0	0	0	0
LIB-BRANDON TEIXEIRA	375	0	0	375	0	0
NDP-DAVID EGGEN	0	0	0	0	0	0
UCP-ALI ELTAYEB	5,620	1,000	3,693	2,000	0	927
<b>40-EDMONTON-RIVERVIEW</b>	<b>\$12,179</b>	<b>\$6,000</b>	<b>\$6,906</b>	<b>\$2,000</b>	<b>\$9,273</b>	<b>\$0</b>
AP-KATHERINE O'NEILL	0	0	0	0	0	0
LIB-INDERJEET SINGH RANDHAWA	0	0	0	0	0	0
NDP-LORI SIGURDSON	0	0	0	0	0	0
UCP-KARAMARIE BARKER	3,179	5,000	2,674	1,000	4,505	0
UCP-SHAWN MCLEOD <sup>(W)</sup>	9,000	1,000	4,232	1,000	4,768	0

(W) Withdrew from participation

(NA) Not accepted by party to participate

(WC) Withdrew candidacy after winning contest (LE) Lost endorsement from party after winning contest

Electoral Division Party-Nomination Contestant (Selected in <b>Bold</b> )	Revenues		Expenses			Surplus (Deficit)
	Contributions	Other Revenue	Election Expenses	Other Expenses	Transfers Issued	
<b>41-EDMONTON-RUTHERFORD</b>	<b>\$23,088</b>	<b>\$6,010</b>	<b>\$19,937</b>	<b>\$9,073</b>	<b>\$44</b>	<b>\$44</b>
AP-AISHA RAUF	500	0	0	500	0	0
AP-ARNOLD D'SOUZA	1,059	0	559	500	0	0
GPA-VALERIE KENNEDY	0	0	0	0	0	0
LIB-CLAIRE WILDE	0	0	0	0	0	0
NDP-RICHARD FEEHAN	0	0	0	0	0	0
UCP-HANNAH PRESAKARCHUK	5,510	1,010	4,412	2,064	0	44
UCP-LAINE LARSON	618	2,000	573	2,000	44	0
UCP-RAFAT ALAM	5,403	1,000	4,403	2,000	0	0
UCP-SHAUN COLLICOTT	9,998	2,000	9,989	2,009	0	0
<b>42-EDMONTON-SOUTH</b>	<b>\$24,091</b>	<b>\$5,000</b>	<b>\$18,740</b>	<b>\$10,351</b>	<b>\$0</b>	<b>\$0</b>
AAP-KIRK CAYER	0	0	0	0	0	0
AP-DAN JOHNSTONE <sup>(NA)</sup>	0	0	0	0	0	0
AP-PRAMOD KUMAR	667	0	167	500	0	0
GPA-BEN ROACH	0	0	0	0	0	0
NDP-THOMAS DANG	0	0	0	0	0	0
UCP-ATUL RANADE <sup>(W)</sup>	0	0	0	0	0	0
UCP-INDERDEEP SANDHU <sup>(W)</sup>	0	0	0	0	0	0
UCP-MICHAEL NICKEL	7,600	2,000	7,567	2,033	0	0
UCP-OLATUNDE OBASAN	10,812	1,000	5,995	5,817	0	0
UCP-PAYMAN PARSEYAN <sup>(W)</sup>	2,526	0	2,526	0	0	0
UCP-WILLIAM FARRELL	2,486	2,000	2,486	2,000	0	0
<b>43-EDMONTON-SOUTH WEST</b>	<b>\$27,463</b>	<b>\$2,205</b>	<b>\$24,668</b>	<b>\$4,600</b>	<b>\$19</b>	<b>\$381</b>
AAP-MARILYN BURNS	0	100	0	100	0	0
AP-MO ELSALHY	697	0	197	500	0	0
GPA-RIGEL VINCENT	0	0	0	0	0	0
NDP-JOHN ARCHER	0	0	0	0	0	0
UCP-KAYCEE MADU	9,850	0	9,469	0	0	381
UCP-KEVIN GRECO	10,816	1,105	9,921	2,000	0	0
UCP-SOHAIL QUADRI	6,100	1,000	5,081	2,000	19	0
<b>44-EDMONTON-STRATHCONA</b>	<b>\$0</b>	<b>\$500</b>	<b>\$0</b>	<b>\$ 500</b>	<b>\$0</b>	<b>\$0</b>
AAP-DON MEISTER	0	0	0	0	0	0
AP-PREM PAL	0	0	0	0	0	0
CP-A-NAOMI RANKIN	0	0	0	0	0	0
GPA-STUART ANDREWS	0	0	0	0	0	0
LIB-SAMANTHA HEES	0	0	0	0	0	0
NDP-RACHEL NOTLEY	0	0	0	0	0	0
PC-GARY HORAN	0	0	0	0	0	0
UCP-KULSHAN GILL	0	500	0	500	0	0
UCP-JOVITA MENDITA <sup>(W)</sup> DID NOT FILE	-	-	-	-	-	-
WRP-DALE DOAN	0	0	0	0	0	0

(W) Withdrew from participation

(NA) Not accepted by party to participate

(WC) Withdrew candidacy after winning contest (LE) Lost endorsement from party after winning contest

Electoral Division Party-Nomination Contestant (Selected in <b>Bold</b> )	Revenues		Expenses			Surplus (Deficit)
	Contributions	Other Revenue	Election Expenses	Other Expenses	Transfers Issued	
<b>45-EDMONTON-WEST HENDAY</b>	<b>\$18,289</b>	<b>\$3,000</b>	<b>\$12,955</b>	<b>\$7,657</b>	<b>\$4</b>	<b>\$674</b>
AP-WINSTON LEUNG	1,420	0	746	0	0	674
LIB-LEAH MCRORIE	375	0	0	375	0	0
NDP-JONATHON CARSON	0	0	0	0	0	0
UCP-LANCE COULTER <sup>(NA)</sup>	3,523	0	1,523	2,000	0	0
UCP-LEILA HOULE	5,382	2,000	5,338	2,044	0	0
UCP-NICOLE WILLIAMS	7,590	1,000	5,348	3,238	4	0
<b>46-EDMONTON-WHITEMUD</b>	<b>\$38,579</b>	<b>\$7,980</b>	<b>\$28,062</b>	<b>\$8,466</b>	<b>\$1,070</b>	<b>\$8,960</b>
AP-JONATHAN DAI	14,514	833	4,921	1,466	0	8,960
FCPA-JASON NORRIS	0	0	0	0	0	0
NDP-RAKHI PANCHOLI	196	0	196	0	0	0
UCP-ELISABETH HUGHES	6,250	2,000	5,765	2,000	485	0
UCP-IAN CRAWFORD	5,680	2,630	5,725	2,000	585	0
UCP-NAWAZ PANHWER	8,729	1,500	8,229	2,000	0	0
UCP-OLATUNDE OBASAN <sup>(W)</sup>	1,089	16	1,105	0	0	0
UCP-PAYMAN PARSEYAN	2,121	1,000	2,121	1,000	0	0
<b>47-AIRDRIE-COCHRANE</b>	<b>\$39,884</b>	<b>\$4,868</b>	<b>\$35,399</b>	<b>\$8,299</b>	<b>\$149</b>	<b>\$905</b>
AP-VERNON RAINCOCK	0	0	0	0	0	0
FCPA-MATTHEW MORRISEY	0	0	0	0	0	0
NDP-STEVE DURRELL	0	0	0	0	0	0
UCP-IAN CHITWOOD <sup>(NA)</sup>	0	0	0	0	0	0
UCP-LAURA TALSMA	10,592	1,000	9,592	2,000	0	0
UCP-MAURI STIFF	10,800	1,205	9,558	2,299	149	0
UCP-MORGAN NAGEL	9,092	287	7,379	2,000	0	0
UCP-PETER GUTHRIE	9,400	2,375	8,870	2,000	0	905
<b>48-AIRDRIE-EAST</b>	<b>\$19,654</b>	<b>\$1,009</b>	<b>\$9,875</b>	<b>\$4,591</b>	<b>\$0</b>	<b>\$6,196</b>
AP-ALEXANDRA LUTERBACH	0	0	0	0	0	0
FCPA-RICK NORTHEY	0	0	0	0	0	0
LIB-STEPHEN BRAZIL <sup>(WC)</sup>	0	0	0	0	0	0
NDP-ROSA EVELIA BAEZ ZAMORA	0	0	0	0	0	0
UCP-ANGELA PITT	10,545	0	1,771	2,577	0	6,196
UCP-ROGER MILLIONS	9,109	1,009	8,104	2,014	0	0
<b>49-ATHABASCA-BARRHEAD-WESTLOCK</b>	<b>\$10,157</b>	<b>\$2,000</b>	<b>\$6,434</b>	<b>\$4,000</b>	<b>\$1,723</b>	<b>\$0</b>
AP-WAYNE RUFIANGE	0	0	0	0	0	0
NDP-COLIN PIQUETTE <sup>(W)</sup>	0	0	0	0	0	0
NDP-THERESE TASCHUK	0	0	0	0	0	0
UCP-GLENN VAN DIJKEN	6,049	1,000	3,791	2,000	1,258	0
UCP-MONTY BAUER	4,108	1,000	2,643	2,000	464	0

(W) Withdrew from participation

(NA) Not accepted by party to participate

(WC) Withdrew candidacy after winning contest (LE) Lost endorsement from party after winning contest

Electoral Division Party-Nomination Contestant (Selected in <b>Bold</b> )	Revenues		Expenses			
	Contributions	Other Revenue	Election Expenses	Other Expenses	Transfers Issued	Surplus (Deficit)
<b>50-BANFF-KANANASKIS</b>	<b>\$29,353</b>	<b>\$6,501</b>	<b>\$21,920</b>	<b>\$13,022</b>	<b>\$0</b>	<b>\$912</b>
AP-BRENDA STANTON	0	0	0	0	0	0
LIB-GWYNETH MIDGLEY	0	0	0	0	0	0
NDP-CORY MORGAN <sup>(NA)</sup>	0	0	0	0	0	0
<b>NDP-WARREN (CAM) WESTHEAD</b>	0	0	0	0	0	0
UCP-MICHAEL ZUBKOW	8,741	2,000	8,741	2,000	0	0
<b>UCP-MIRANDA ROSIN</b>	12,971	3,501	8,401	7,159	0	912
UCP-SCOTT WAGNER	7,641	1,000	4,778	3,863	0	0
UCP-SCOTT WINOGRAD <sup>(W)</sup>	0	0	0	0	0	0
<b>51-BONNYVILLE-COLD LAKE-ST. PAUL</b>	<b>\$20,636</b>	<b>\$3,613</b>	<b>\$14,545</b>	<b>\$8,084</b>	<b>\$0</b>	<b>\$1,619</b>
AAP-DAVID INSCHO	0	200	0	200	0	0
AP-GLENN ANDERSEN	500	0	0	500	0	0
NDP-KARI WHAN	0	0	0	0	0	0
UCP-CRAIG COPELAND	4,662	1,000	3,662	2,000	0	0
<b>UCP-DAVID HANSON</b>	9,400	1,000	6,781	2,000	0	1,619
UCP-GLENN SPIESS	6,074	1,413	4,103	3,384	0	0
UCP-SCOTT CYR <sup>(W)</sup>	0	0	0	0	0	0
<b>52-BROOKS-MEDICINE HAT</b>	<b>\$21,910</b>	<b>\$3,000</b>	<b>\$16,378</b>	<b>\$7,411</b>	<b>\$1,122</b>	<b>\$0</b>
AP-JAMES (JIM) BLACK	0	0	0	0	0	0
LIB-JAMAH FARAH	0	0	0	0	0	0
NDP-K.LYNN MACWILLIAM	0	0	0	0	0	0
UCP-DINAH HIEBERT	4,057	1,000	3,057	2,000	0	0
<b>UCP-MICHAEL GLASGO</b>	7,950	2,000	6,828	2,000	1,122	0
UCP-TODD S BEASLEY <sup>(NA)</sup>	9,904	0	6,493	3,411	0	0
<b>53-CAMROSE</b>	<b>\$32,560</b>	<b>\$5,610</b>	<b>\$28,793</b>	<b>\$8,712</b>	<b>\$299</b>	<b>\$366</b>
AAP-SANDRA KIM	0	200	0	200	0	0
AP-KEVIN SMOOK	5,700	0	4,834	500	0	366
AP-STEVEN HANSEN	1,650	0	840	512	299	0
FCPA-WESLEY CALDWELL	0	0	0	0	0	0
NDP-MORGAN BAMFORD	0	0	0	0	0	0
UCP-BRANDON LUNTY	3,995	0	3,495	500	0	0
UCP-DAWN ANDERSON	4,000	2,111	4,111	2,000	0	0
<b>UCP-JACKIE LOVELY</b>	8,500	2,259	8,759	2,000	0	0
UCP-ROBERT JOHNSON	5,888	0	4,888	1,000	0	0
UCP-TREVOR MILLER	2,827	1,040	1,867	2,000	0	0
<b>54-CARDSTON-SIKSIKA</b>	<b>\$20,240</b>	<b>\$2,229</b>	<b>\$16,247</b>	<b>\$6,222</b>	<b>\$0</b>	<b>\$0</b>
AP-CASEY DOUGLASS	0	0	0	0	0	0
FCPA-JERRY GAUTREAU	0	0	0	0	0	0
LIB-CATHLEEN MCFARLAND	0	0	0	0	0	0
NDP-KIRBY SMITH	0	0	0	0	0	0
<b>UCP-JOSEPH SCHOW</b>	10,265	1,229	7,273	4,222	0	0
UCP-MARC SLINGERLAND	9,974	1,000	8,974	2,000	0	0
<b>54-CARDSTON-SIKSIKA (PREVIOUS CONTEST)</b>	<b>\$0</b>	<b>\$0</b>	<b>\$0</b>	<b>\$0</b>	<b>\$0</b>	<b>\$0</b>
NDP-ESTHER TAILFEATHERS <sup>(WC)</sup>	0	0	0	0	0	0

(W) Withdrew from participation

(NA) Not accepted by party to participate

(WC) Withdrew candidacy after winning contest (LE) Lost endorsement from party after winning contest

Electoral Division Party-Nomination Contestant (Selected in <b>Bold</b> )	Revenues		Expenses			Surplus (Deficit)
	Contributions	Other Revenue	Election Expenses	Other Expenses	Transfers Issued	
<b>55-CENTRAL PEACE-NOTLEY</b>	<b>\$2,801</b>	<b>\$1,000</b>	<b>\$1,801</b>	<b>\$2,000</b>	<b>\$0</b>	<b>\$0</b>
AP-TRAVIS MCKIM	0	0	0	0	0	0
LIB-WAYNE MEYER	0	0	0	0	0	0
NDP-MARGARET MCCUAIG-BOYD	0	0	0	0	0	0
UCP-TODD LOEWEN	2,801	1,000	1,801	2,000	0	0
<b>56-CHESTERMERE-STRATHMORE</b>	<b>\$12,715</b>	<b>\$ 2,000</b>	<b>\$10,179</b>	<b>\$4,059</b>	<b>\$0</b>	<b>\$477</b>
AP-JASON AVRAMENKO	0	0	0	0	0	0
FCPA-DEREK FILDEBRANDT	0	0	0	0	0	0
LIB-SHARON HOWE	0	0	0	0	0	0
NDP-MELISSA LANGMAID	0	0	0	0	0	0
UCP-DAVID CAMPBELL	340	2,000	281	2,059	0	0
UCP-LEELA AHEER	12,375	0	9,898	2,000	0	477
UCP-MARK GIESBRECHT <sup>(W)</sup>	0	0	0	0	0	0
UCP-PAMELA HILTON	0	0	0	0	0	0
<b>57-CYPRESS-MEDICINE HAT</b>	<b>\$5,190</b>	<b>\$1,000</b>	<b>\$525</b>	<b>\$2,461</b>	<b>\$3,204</b>	<b>\$0</b>
AAP-TERRY BLACQUIER	0	0	0	0	0	0
AP-COLETTE SMITHERS	0	0	0	0	0	0
LIB-ANWAR KAMARAN	0	0	0	0	0	0
NDP-PETER MUELLER	0	0	0	0	0	0
UCP-DREW BARNES	5,190	1,000	525	2,461	3,204	0
<b>58-DRAYTON VALLEY-DEVON</b>	<b>\$14,709</b>	<b>\$2,403</b>	<b>\$11,904</b>	<b>\$4,675</b>	<b>\$533</b>	<b>\$0</b>
AAP-MARK GREGOR	0	200	0	200	0	0
AP-GAIL UPTON	0	0	0	0	0	0
FCPA-STEVE GOODMAN	30	100	30	100	0	0
LIB-RONALD BROCHU	375	0	0	375	0	0
NDP-KIERAN QUIRKE	0	0	0	0	0	0
UCP-ANDREW BOITCHENKO	9,104	1,103	8,207	2,000	0	0
UCP-MARK SMITH	5,200	1,000	3,667	2,000	533	0
<b>59-DRUMHELLER-STETTLER</b>	<b>\$20,168</b>	<b>\$2,600</b>	<b>\$11,048</b>	<b>\$9,276</b>	<b>\$0</b>	<b>\$2,445</b>
AAP-DONALD GREG HERZOG	0	0	0	0	0	0
AP-MARK NIKOTA	570	0	0	500	0	70
NDP-HOLLY HEFFERNAN	0	0	0	0	0	0
UCP-NATHAN HORNER	7,134	0	7,134	0	0	0
UCP-RICK STRANKMAN	6,765	1,600	0	5,990	0	2,375
UCP-TODD PAWSEY	5,700	1,000	3,914	2,785	0	0
<b>60-FORT MCMURRAY-LAC LA BICHE</b>	<b>\$19,801</b>	<b>\$2,000</b>	<b>\$12,578</b>	<b>\$8,007</b>	<b>\$0</b>	<b>\$1,216</b>
AP-JEFFREY FAFARD	0	0	0	0	0	0
GPA-BRIAN DEHEER	0	0	0	0	0	0
NDP-JANE STROUD	0	0	0	0	0	0
UCP-ALLAN GRANDISON	2,099	1,000	859	2,240	0	0
UCP-GAIL BROADBENT-LUDWIG	8,062	1,000	5,843	3,220	0	0
UCP-LAILA GOODRIDGE	9,640	0	5,876	2,548	0	1,216

(W) Withdrew from participation

(NA) Not accepted by party to participate

(WC) Withdrew candidacy after winning contest (LE) Lost endorsement from party after winning contest



Electoral Division Party-Nomination Contestant (Selected in <b>Bold</b> )	Revenues		Expenses			Surplus (Deficit)
	Contributions	Other Revenue	Election Expenses	Other Expenses	Transfers Issued	
<b>61-FORT MCMURRAY-WOOD BUFFALO</b>	<b>\$1,180</b>	<b>\$0</b>	<b>\$180</b>	<b>\$1,000</b>	<b>\$0</b>	<b>\$0</b>
AP-MARCUS ERLANDSON	0	0	0	0	0	0
NDP-STEPHEN DROVER	0	0	0	0	0	0
UCP-TANY YAO	1,180	0	180	1,000	0	0
<b>62-FORT SASKATCHEWAN-VEGREVILLE</b>	<b>\$9,817</b>	<b>\$3,292</b>	<b>\$8,409</b>	<b>\$4,700</b>	<b>\$0</b>	<b>\$0</b>
AAP-RONALD MALOWANY	100	0	0	100	0	0
AP-CAMPBELL POMEROY <sup>(W)</sup>	0	0	0	0	0	0
AP-MARVIN OLSEN	500	0	0	500	0	0
FCPA-MALCOLM STINSON	100	0	0	100	0	0
GPA-REBECCA TROTTER	0	0	0	0	0	0
NDP-JESSICA LITTLEWOOD	0	0	0	0	0	0
UCP-DARRYL KROPIELNICKI <sup>(NA)</sup>	2,317	1,000	1,317	2,000	0	0
UCP-JACKIE ARMSTRONG-HOMENIUK	6,800	2,292	7,092	2,000	0	0
<b>63-GRANDE PRAIRIE</b>	<b>\$8,845</b>	<b>\$1,000</b>	<b>\$6,462</b>	<b>\$2,000</b>	<b>\$0</b>	<b>\$1,383</b>
AP-GRANT BERG	3,200	0	1,833	0	0	1,367
FCPA-BERNARD HANCOCK	0	0	0	0	0	0
NDP-MELISSA BYERS	0	0	0	0	0	0
NDP-TODD RUSSELL	0	0	0	0	0	0
UCP-JOHN LEHNERS	999	0	999	0	0	0
UCP-TRACY ALLARD	4,646	1,000	3,630	2,000	0	16
<b>64-GRANDE PRAIRIE-WAPITI</b>	<b>\$16,349</b>	<b>\$2,000</b>	<b>\$8,629</b>	<b>\$4,487</b>	<b>\$0</b>	<b>\$5,232</b>
AP-JASON JONES	0	0	0	0	0	0
NDP-SHANNON DUNFIELD	0	0	0	0	0	0
UCP-KATE POTTER	2,349	1,000	862	2,487	0	0
UCP-TRAVIS TOEWS	14,000	1,000	7,768	2,000	0	5,232
<b>65-HIGHWOOD</b>	<b>\$31,212</b>	<b>\$5,435</b>	<b>\$26,368</b>	<b>\$8,099</b>	<b>\$1,003</b>	<b>\$1,177</b>
AP-RON KERR	0	0	0	0	0	0
NDP-ERIK OVERLAND	0	0	0	0	0	0
UCP-CARRIE FISCHER	4,932	1,050	3,982	2,000	0	0
UCP-DEAN LEASK	6,900	1,000	4,897	2,000	1,003	0
UCP-RICHARD SIGURDSON	9,853	1,000	7,676	2,000	0	1,177
UCP-WAYNE ANDERSON	9,527	2,385	9,813	2,099	0	0
<b>66-INNISFAIL-SYLVAN LAKE</b>	<b>\$0</b>	<b>\$200</b>	<b>\$0</b>	<b>\$ 200</b>	<b>\$0</b>	<b>\$0</b>
AAP-BRIAN VANDERKLEY	0	200	0	200	0	0
AP-DANIELLE KLOOSTER	0	0	0	0	0	0
FCPA-CHAD MILLER	0	0	0	0	0	0
NDP-ROBYN O'BRIEN	0	0	0	0	0	0
REF-LAUREN THORSTEINSON	0	0	0	0	0	0
UCP-DEVIN DREESHEN	0	0	0	0	0	0
<b>66-INNISFAIL-SYLVAN LAKE (CANCELLED CONT.)</b>	<b>\$0</b>	<b>\$0</b>	<b>\$0</b>	<b>\$ 0</b>	<b>\$0</b>	<b>\$0</b>
UCP-MIKE WALSH <sup>(W)</sup>	0	0	0	0	0	0
<b>66-INNISFAIL-SYLVAN LAKE (CANCELLED CONT.)</b>	<b>\$0</b>	<b>\$49</b>	<b>\$49</b>	<b>\$0</b>	<b>\$0</b>	<b>\$0</b>
FCPA-CLAYTON KNUTSON <sup>(NA)</sup>	0	49	49	0	0	0

(W) Withdrew from participation

(NA) Not accepted by party to participate

(WC) Withdrew candidacy after winning contest (LE) Lost endorsement from party after winning contest

Electoral Division Party-Nomination Contestant (Selected in <b>Bold</b> )	Revenues		Expenses			Surplus (Deficit)
	Contributions	Other Revenue	Election Expenses	Other Expenses	Transfers Issued	
<b>67-LAC STE. ANNE-PARKLAND</b>	<b>\$6,781</b>	<b>\$1,200</b>	<b>\$5,281</b>	<b>\$2,700</b>	<b>\$0</b>	<b>\$0</b>
AAP-DARIEN MASSE	0	200	0	200	0	0
AP-DON MCCARGAR	0	0	0	0	0	0
FCPA-BLAKE VANBERG	0	0	0	0	0	0
NDP-ONEIL CARLIER	0	0	0	0	0	0
UCP-SHANE GETSON	2,786	1,000	1,786	2,000	0	0
UCP-LEAH WOOD	3,995	0	3,495	500	0	0
<b>67-LAC STE. ANNE-PARKLAND (PREV. CONTEST)</b>	<b>\$27,614</b>	<b>\$4,004</b>	<b>\$21,617</b>	<b>\$10,000</b>	<b>\$0</b>	<b>\$0</b>
UCP-BARBARA COSTACHE	2,600	1,000	1,600	2,000	0	0
UCP-DALE JOHNSON <sup>(LE)</sup>	6,579	1,004	5,582	2,000	0	0
UCP-JERRY MOLNAR <sup>(NA)</sup>	3,289	1,000	2,289	2,000	0	0
UCP-EVERETT NORMANDEAU	6,533	0	4,533	2,000	0	0
UCP-LEAH WOOD	8,614	1,000	7,614	2,000	0	0
<b>68-LACOMBE-PONOKA</b>	<b>\$13,668</b>	<b>\$2,101</b>	<b>\$10,404</b>	<b>\$4,100</b>	<b>\$266</b>	<b>\$0</b>
AAP-SHAWN TYLKE	0	100	0	100	0	0
AP-MYLES CHYKERDA	329	0	329	0	0	0
FCPA-KEITH PARRILL	0	0	0	0	0	0
NDP-DOUG HART	0	0	0	0	0	0
UCP-RITA REICH	6,150	1,001	4,886	2,000	266	0
UCP-RONALD ORR	4,571	0	3,571	0	0	0
UCP-THALIA HIBBS	2,618	1,000	1,618	2,000	0	0
<b>69-LEDUC-BEAUMONT</b>	<b>\$14,177</b>	<b>\$2,100</b>	<b>\$11,937</b>	<b>\$4,200</b>	<b>\$64</b>	<b>\$75</b>
AAP-GIL POITRAS	100	100	0	200	0	0
AP-COREINA HUBERT <sup>(NA)</sup>	0	0	0	0	0	0
AP-JAN BECKER <sup>(W)</sup>	0	0	0	0	0	0
AP-ROBB CONNELLY	163	0	88	0	0	75
AP-TAURAS PAWLUK <sup>(NA)</sup>	0	0	0	0	0	0
FCPA-JEFF ROUT	0	0	0	0	0	0
GPA-JENN ROACH	0	0	0	0	0	0
LIB-CHRIS FENSKE	0	0	0	0	0	0
NDP-SHAYE ANDERSON	0	0	0	0	0	0
UCP-BRAD RUTHERFORD	5,991	1,000	4,991	2,000	0	0
UCP-SHARON SMITH	7,923	1,000	6,858	2,000	64	0
UCP-SCOTT WICKLAND <sup>(NA)</sup> DID NOT FILE	-	-	-	-	-	-
<b>70-LESSER SLAVE LAKE</b>	<b>\$17,910</b>	<b>\$3,229</b>	<b>\$11,387</b>	<b>\$6,934</b>	<b>\$33</b>	<b>\$2,785</b>
AP-VINCENT RAIN DID NOT FILE	-	-	-	-	-	-
NDP-DANIELLE LARIVÉE	0	0	0	0	0	0
UCP-DARRYL BOISSON <sup>(W)</sup>	0	0	0	0	0	0
UCP-GARRETT TOMLINSON <sup>(W)</sup>	4,762	0	3,700	1,028	33	0
UCP-JOHN MIDDELKOOP	2,049	0	1,049	1,000	0	0
UCP-JULIETTE NOSKEY	1,500	2,180	1,283	2,397	0	0
UCP-PAT REHN	9,600	1,049	5,355	2,509	0	2,785
UCP-JIM SPARKS <sup>(NA)</sup> DID NOT FILE	-	-	-	-	-	-
<b>70-LESSER SLAVE LAKE (PREVIOUS CONTEST)</b>	<b>\$0</b>	<b>\$0</b>	<b>\$0</b>	<b>\$0</b>	<b>\$0</b>	<b>\$0</b>
AP-JUDY KIM-MENEEN <sup>(LE)</sup>	0	0	0	0	0	0

(W) Withdrew from participation

(NA) Not accepted by party to participate

(WC) Withdrew candidacy after winning contest (LE) Lost endorsement from party after winning contest

Electoral Division Party-Nomination Contestant (Selected in <b>Bold</b> )	Revenues		Expenses			
	Contributions	Other Revenue	Election Expenses	Other Expenses	Transfers Issued	Surplus (Deficit)
<b>71-LETHBRIDGE-EAST</b>	<b>\$26,812</b>	<b>\$6,204</b>	<b>\$20,253</b>	<b>\$12,375</b>	<b>\$2,257</b>	<b>\$0</b>
AP-ALLY TAYLOR	0	0	0	0	0	0
LIB-DEVON HARGREAVES	0	375	0	375	0	0
NDP-MARIA FITZPATRICK	0	0	0	0	0	0
UCP-ANGELA ZUBA	4,987	500	3,321	2,000	167	0
UCP-BRYAN LITCHFIELD	2,200	1,329	1,498	2,000	31	0
UCP-JONATHAN NEUDORF <sup>(W)</sup>	5,598	1,000	4,598	2,000	0	0
UCP-KIMBERLY LYALL	7,910	1,000	6,910	2,000	0	0
UCP-NATHAN NEUDORF	3,117	1,000	3,097	2,000	889	0
UCP-ROBIN JAMES	3,000	1,000	830	2,000	1,170	0
<b>72-LETHBRIDGE-WEST</b>	<b>\$12,623</b>	<b>\$4,135</b>	<b>\$8,151</b>	<b>\$6,168</b>	<b>\$0</b>	<b>\$2,438</b>
AP-ZACHARY RHODENIZER	0	0	0	0	0	0
LIB-PATRICIA CHIZEK	375	0	0	375	0	0
NDP-SHANNON PHILLIPS	0	0	0	0	0	0
UCP-GEORGE RIGAUX	0	2,135	1,135	1,000	0	0
UCP-KARRI FLATLA	10,288	1,000	6,402	2,447	0	2,438
UCP-RICHARD DEMPSEY	1,960	1,000	614	2,346	0	0
<b>73-LIVINGSTONE-MACLEOD</b>	<b>\$17,928</b>	<b>\$9,059</b>	<b>\$18,830</b>	<b>\$4,493</b>	<b>\$3,297</b>	<b>\$367</b>
AP-TIM MEECH	0	0	0	0	0	0
GPA-WENDY PERGENTILE	0	0	0	0	0	0
LIB-DYLIN HAUSER	475	0	0	475	0	0
NDP-CAMERON GARDNER	0	0	0	0	0	0
UCP-ALLEN MACLENNAN <sup>(W)</sup>	974	0	974	0	0	0
UCP-JUSTIN MURPHY <sup>(W)</sup>	1	0	1	0	0	0
UCP-NATHAN NEUDORF	2,175	1,869	4,033	0	12	0
UCP-ROGER REID	5,893	6,190	6,413	2,018	3,285	367
UCP-THOMAS SCHNEIDER	8,410	1,000	7,410	2,000	0	0
<b>74-MASKWACIS-WETASKIWIN</b>	<b>\$9,441</b>	<b>\$4,543</b>	<b>\$7,188</b>	<b>\$6,796</b>	<b>\$0</b>	<b>\$0</b>
AAP-WESLEY REA	0	200	0	200	0	0
AP-SHERRY GREENE	0	0	0	0	0	0
FCPA-DAVID WHITE	0	0	0	0	0	0
GPA-DESMOND BULL	0	0	0	0	0	0
NDP-BRUCE HINKLEY	0	0	0	0	0	0
UCP-DONNA ANDRES	2,918	1,000	1,918	2,000	0	0
UCP-RICHARD WILSON	3,953	2,000	3,953	2,000	0	0
UCP-SANDRA KIM	2,570	1,343	1,317	2,596	0	0

(W) Withdrew from participation

(NA) Not accepted by party to participate

(WC) Withdrew candidacy after winning contest (LE) Lost endorsement from party after winning contest

Electoral Division Party-Nomination Contestant (Selected in <b>Bold</b> )	Revenues		Expenses			Surplus (Deficit)
	Contributions	Other Revenue	Election Expenses	Other Expenses	Transfers Issued	
<b>75-MORINVILLE-ST. ALBERT</b>	<b>\$15,731</b>	<b>\$6,000</b>	<b>\$9,631</b>	<b>\$12,100</b>	<b>\$0</b>	<b>\$0</b>
<b>AAP-TAMARA KRYWIAK</b>	100	0	0	100	0	0
<b>AP-NEIL KOROTASH</b>	500	0	0	500	0	0
<b>AP-WAYNE RUFIANGE</b>	500	0	0	500	0	0
<b>GPA-CASS ROMYN</b>	0	0	0	0	0	0
<b>NDP-NATALIE BIRNIE</b>	0	0	0	0	0	0
UCP-JOSEPH GOSSELIN	2,385	1,000	1,385	2,000	0	0
UCP-AMBER HARRIS <sup>(W)</sup>	1,428	1,000	428	2,000	0	0
UCP-TRINA JONES	1,171	1,000	171	2,000	0	0
<b>UCP-DALE NALLY</b>	<b>2,826</b>	<b>1,000</b>	<b>1,826</b>	<b>2,000</b>	<b>0</b>	<b>0</b>
UCP-DONALD RIGNEY	5,822	1,000	5,822	1,000	0	0
UCP-SHANE ST. ARNAULT <sup>(W)</sup>	1,000	1,000	0	2,000	0	0
<b>75-MORINVILLE-ST. ALBERT (PREVIOUS CONT.)</b>	<b>\$85</b>	<b>\$0</b>	<b>\$85</b>	<b>\$0</b>	<b>\$0</b>	<b>\$0</b>
NDP-SHAWNA GAWRELUCK <sup>(WC)</sup>	85	0	85	0	0	0
<b>76-OLDS-DIDSBURY-THREE HILLS</b>	<b>\$8,667</b>	<b>\$22</b>	<b>\$1,921</b>	<b>\$2,092</b>	<b>\$4,500</b>	<b>\$175</b>
<b>AAP-DAVID HUGHES</b>	0	0	0	0	0	0
<b>AP-CHASE BROWN</b>	0	0	0	0	0	0
<b>FCPA-ALLEN MACLENNAN</b>	97	0	5	92	0	0
<b>NDP-KYLE JOHNSTON</b>	0	0	0	0	0	0
<b>UCP-NATHAN COOPER</b>	8,570	22	1,916	2,000	4,500	175
<b>77-PEACE RIVER</b>	<b>\$25,234</b>	<b>\$3,092</b>	<b>\$17,267</b>	<b>\$5,899</b>	<b>\$5,161</b>	<b>\$0</b>
<b>AP-DAKOTA HOUSE</b>	0	0	0	0	0	0
<b>FCPA-CONNIE RUSSELL</b>	0	0	0	0	0	0
<b>LIB-REMI TARDIF</b>	0	0	0	0	0	0
<b>NDP-DEBBIE JABBOUR</b>	0	0	0	0	0	0
NDP-JUSTIN SHARPE	0	0	0	0	0	0
<b>UCP-DAN WILLIAMS</b>	13,100	1,000	7,442	1,498	5,161	0
UCP-DONALD LEE <sup>(W)</sup>	5,785	2,000	5,785	2,000	0	0
UCP-KELLY BUNN	1,219	0	199	1,020	0	0
UCP-LISA WARDLEY	4,825	92	3,535	1,381	0	0
UCP-SHELLY SHANNON <sup>(W)</sup>	306	0	306	0	0	0
<b>78-RED DEER-NORTH</b>	<b>\$20,178</b>	<b>\$3,630</b>	<b>\$17,788</b>	<b>\$6,000</b>	<b>\$0</b>	<b>\$20</b>
<b>AP-PAUL HARDY</b>	0	0	0	0	0	0
<b>FCPA-MATTHEW CHAPIN</b>	0	0	0	0	0	0
<b>NDP-KIM SCHREINER</b>	0	0	0	0	0	0
<b>UCP-ADRIANA LAGRANGE</b>	9,451	1,130	8,561	2,000	0	20
UCP-COLE KANDER	7,321	1,500	6,821	2,000	0	0
UCP-LAWRENCE LEE	3,406	1,000	2,406	2,000	0	0
UCP-MATT CHAPIN <sup>(W)</sup>	0	0	0	0	0	0
UCP-REG WARKENTIN <sup>(W)</sup>	0	0	0	0	0	0

(W) Withdrew from participation

(NA) Not accepted by party to participate

(WC) Withdrew candidacy after winning contest (LE) Lost endorsement from party after winning contest

Electoral Division Party-Nomination Contestant (Selected in <b>Bold</b> )	Revenues		Expenses			Surplus (Deficit)
	Contributions	Other Revenue	Election Expenses	Other Expenses	Transfers Issued	
<b>79-RED DEER-SOUTH</b>	<b>\$42,303</b>	<b>\$7,758</b>	<b>\$33,820</b>	<b>\$13,245</b>	<b>\$2,823</b>	<b>\$174</b>
AP-RYAN MCDOUGALL	1,000	0	489	500	11	0
FCPA-TEAH-JAY CARTWRIGHT	0	0	0	0	0	0
GPA-LORI CURRAN	0	0	0	0	0	0
NDP-BARBARA MILLER	0	0	0	0	0	0
UCP-ADELE PORATTO	9,976	2,749	9,980	2,745	0	0
UCP-BRUCE BURUMA	10,989	1,000	7,178	2,000	2,811	0
UCP-HALEY WILE <sup>(W)</sup>	2,281	1,000	2,281	1,000	0	0
<b>UCP-JASON STEPHAN</b>	<b>10,130</b>	<b>1,000</b>	<b>8,956</b>	<b>2,000</b>	<b>0</b>	<b>174</b>
UCP-MATT CHAPIN <sup>(W)</sup>	0	0	0	0	0	0
UCP-NORMAN WIEBE	5,910	1,009	3,919	3,000	0	0
UCP-ROBERT GARY DAVIDSON	2,017	1,000	1,017	2,000	0	0
<b>80-RIMBEY-ROCKY MOUNTAIN HOUSE-SUNDRE</b>	<b>\$2,621</b>	<b>\$200</b>	<b>\$1,613</b>	<b>\$1,208</b>	<b>\$0</b>	<b>\$0</b>
AAP-PAULA LAMOUREUX	0	200	0	200	0	0
AP-JOSEPH ANGLIN	0	0	0	0	0	0
FCPA-DAWN BERARD	0	0	0	0	0	0
GPA-JANE DRUMMOND	0	0	0	0	0	0
NDP-JEFF IBLE	0	0	0	0	0	0
UCP-JASON NIXON	2,621	0	1,613	1,008	0	0
<b>81-SHERWOOD PARK</b>	<b>\$23,276</b>	<b>\$4,001</b>	<b>\$17,778</b>	<b>\$8,845</b>	<b>\$654</b>	<b>\$0</b>
AAP-CHRIS GLASSFORD	200	0	0	200	0	0
AP-SUE TIMANSON	500	0	0	500	0	0
NDP-ANNIE MCKITRICK	0	0	0	0	0	0
UCP-JASON LAFOND <sup>(W)</sup>	0	0	0	0	0	0
<b>UCP-JORDAN WALKER</b>	<b>7,525</b>	<b>1,000</b>	<b>5,871</b>	<b>2,000</b>	<b>654</b>	<b>0</b>
UCP-LEN THOM	3,504	1,000	2,504	2,000	0	0
UCP-MAUREEN GOUGH	10,000	1,001	8,857	2,145	0	0
UCP-SEAN KENNY	1,547	1,000	547	2,000	0	0
<b>82-SPRUCE GROVE-STONY PLAIN</b>	<b>\$23,199</b>	<b>\$5,000</b>	<b>\$22,058</b>	<b>\$6,052</b>	<b>\$39</b>	<b>\$49</b>
AAP-AARON KERSEY	0	0	0	0	0	0
AP-IVAN BOLES	60	0	11	0	0	49
NDP-ERIN BABCOCK	0	0	0	0	0	0
UCP-BRENDON GREENE <sup>(W)</sup>	0	0	0	0	0	0
UCP-JERRY SEMEN	8,005	2,000	8,005	2,000	0	0
UCP-MATHEW CLARKE	5,581	1,000	4,529	2,052	0	0
<b>UCP-SEARLE TURTON</b>	<b>9,552</b>	<b>2,000</b>	<b>9,513</b>	<b>2,000</b>	<b>39</b>	<b>0</b>

(W) Withdrew from participation

(NA) Not accepted by party to participate

(WC) Withdrew candidacy after winning contest (LE) Lost endorsement from party after winning contest

Electoral Division Party-Nomination Contestant (Selected in <b>Bold</b> )	Revenues		Expenses			Surplus (Deficit)
	Contributions	Other Revenue	Election Expenses	Other Expenses	Transfers Issued	
<b>83-ST. ALBERT</b>	<b>\$14,907</b>	<b>\$5,277</b>	<b>\$10,309</b>	<b>\$9,100</b>	<b>\$0</b>	<b>\$775</b>
AAP-DONALD PETRUKA	0	100	0	100	0	0
AP-BARRY BAILEY	0	0	0	0	0	0
GPA-CAMERON JEFFERIES	0	0	0	0	0	0
LIB-KEVIN MCLEAN	0	0	0	0	0	0
NDP-MARIE RENAUD	187	0	187	0	0	0
NDP-TREVOR HORNE	0	0	0	0	0	0
UCP-BRIAN HORAK	1,352	1,000	352	2,000	0	0
UCP-JEFF WEDMAN	3,573	1,177	2,975	1,000	0	775
UCP-LAINE MATOGA <sup>(W)</sup>	1,056	1,000	56	2,000	0	0
UCP-RODNEY LALIBERTE	5,889	1,000	4,889	2,000	0	0
UCP-SHELLEY BIERMANSKI	2,850	1,000	1,850	2,000	0	0
<b>84-STRATHCONA-SHERWOOD PARK</b>	<b>\$14,878</b>	<b>\$130</b>	<b>\$7,435</b>	<b>\$1,707</b>	<b>\$0</b>	<b>\$5,866</b>
AAP-DONALD MELANSON	100	100	0	200	0	0
AP-DAVE QUEST	500	0	0	500	0	0
AP-ROBB CONNELLY <sup>(NA)</sup>	162	0	162	0	0	0
GPA-ALBERT ARIS	0	0	0	0	0	0
NDP-MOIRA VANE	319	0	319	0	0	0
UCP-NATE GLUBISH	13,797	30	6,954	1,007	0	5,866
<b>85-TABER-WARNER</b>	<b>\$16,500</b>	<b>\$1,006</b>	<b>\$877</b>	<b>\$2,000</b>	<b>\$14,629</b>	<b>\$0</b>
AP-JASON BEEKMAN	0	0	0	0	0	0
LIB-AMY YATES	0	0	0	0	0	0
NDP-LAURA ROSS-GIROUX	0	0	0	0	0	0
UCP-GRANT HUNTER	16,500	1,006	877	2,000	14,629	0
<b>86-VERMILION-LLOYDMINSTER- WAINWRIGHT</b>	<b>\$44,120</b>	<b>\$10,125</b>	<b>\$35,850</b>	<b>\$18,395</b>	<b>\$0</b>	<b>\$0</b>
AAP-KELLY ZELENY	100	100	0	200	0	0
AP-CRAIG PETERSON	0	0	0	0	0	0
FCPA-JIM MCKINNON	0	0	0	0	0	0
FCPA-MATTHEW POWELL <sup>(WC)</sup>	0	0	0	0	0	0
NDP-RYAN CLARKE	0	0	0	0	0	0
UCP-BEN ACQUAYE	2,905	1,000	1,861	2,044	0	0
UCP-BLAKE PRIOR	7,700	1,000	6,700	2,000	0	0
UCP-CHRIS CARNELL <sup>(W)</sup>	0	0	0	0	0	0
UCP-DANNY HOZACK <sup>(NA)</sup>	6,600	2,000	3,995	4,605	0	0
UCP-DARREL HOWELL	10,150	1,025	8,750	2,425	0	0
UCP-EILEEN TAYLOR	4,072	1,000	3,072	2,000	0	0
UCP-GARTH ROWSWELL	4,663	2,000	4,663	2,000	0	0
UCP-JENELLE SASKIW	7,930	2,000	6,809	3,121	0	0
<b>86-VERMILION-LLOYDMINSTER- WAINWRIGHT (CANCELLED CONTEST)</b>	<b>\$0</b>	<b>\$0</b>	<b>\$0</b>	<b>\$0</b>	<b>\$0</b>	<b>\$0</b>
FCPA-MATTHEW POWELL <sup>(W)</sup>	0	0	0	0	0	0
FCPA-WADE WOYWITKA <sup>(W)</sup> DID NOT FILE	-	-	-	-	-	-

(W) Withdrew from participation

(NA) Not accepted by party to participate

(WC) Withdrew candidacy after winning contest (LE) Lost endorsement from party after winning contest

Electoral Division Party-Nomination Contestant (Selected in <b>Bold</b> )	Revenues		Expenses			Surplus (Deficit)
	Contributions	Other Revenue	Election Expenses	Other Expenses	Transfers Issued	
<b>87-WEST YELLOWHEAD</b>	<b>\$26,448</b>	<b>\$5,265</b>	<b>\$19,008</b>	<b>\$12,705</b>	<b>\$0</b>	<b>\$0</b>
<b>AAP-PAUL LUPYCZUK</b>	0	100	0	100	0	0
<b>AP-KRISTIE GOMUWKA</b>	0	0	0	0	0	0
GPA-DEREK THOMPSON	0	0	0	0	0	0
<b>LIB-ZACK SIEZMAGRAFF</b>	0	0	0	0	0	0
NDP-ERIC ROSENDAHL <sup>(W)</sup>	0	0	0	0	0	0
<b>NDP-PAULA CACKETT</b>	0	0	0	0	0	0
<b>UCP-MARTIN LONG</b>	9,409	1,840	6,204	5,045	0	0
UCP-MARYANN CHICHAK <sup>(W)</sup>	1,144	0	1,144	0	0	0
UCP-PAUL CHAUVET	7,175	1,325	4,940	3,560	0	0
UCP-RAYMOND HILTS	5,300	1,000	4,300	2,000	0	0
UCP-STUART TAYLOR	3,420	1,000	2,420	2,000	0	0

(W) Withdrew from participation

(NA) Not accepted by party to participate

(WC) Withdrew candidacy after winning contest (LE) Lost endorsement from party after winning contest

## APPENDIX F - Nomination Contestant and CFO Late and Non-Filers

Electoral Division				
Party	Nomination Contestant	CFO	Filed Late	Did Not File
<b>05-CALGARY-CROSS</b>				
AP	BRAHAM LUDDU	PARAMIJIT PARHAR	✓	
<b>07-CALGARY-EAST</b>				
AP	GAR GAR	GURIQBAL SINGH	✓	
UCP	MANJIT SINGH JASWAL*	KULWINER GILL	✓	
<b>11-CALGARY-FISH CREEK</b>				
UCP	CYNDY MORIN	JOSHUA WASYLCIW	✓	
<b>12-CALGARY-FOOTHILLS</b>				
AP	JENNIFER WYNESS	DAVID WYNESS	✓	
<b>13-CALGARY-GLENMORE</b>				
UCP	CHRISTOPHER GRABILL	NANCY MURDOCH	✓	
<b>14-CALGARY-HAYS</b>				
FCPA	ALEXIUS KARNS	JOHN KELLY	✓	
<b>16-CALGARY-LOUGHEED</b>				
AP	RACHEL TIMMERMANS	GURJOT MAND	✓	
<b>17-CALGARY-MCCALL</b>				
UCP	AMARJIT SINGH BANWAIT	BAKHTAWAR BASRA	✓	
<b>20-CALGARY-NORTH EAST</b>				
UCP	ANAND CHETTY	NORMAN BUCKLEY		✓
UCP	MANJIT SINGH JASWAL*	SHANTI SAWROOP	✓	
AP	NATE PIKE	IAN MCANERIN	✓	
<b>21-CALGARY-NORTH WEST</b>				
UCP	CAM KHAN	STEVE CHAPMAN	✓	
UCP	JENNELE GIONG	PATRICK GIONG	✓	
<b>22-CALGARY-PEIGAN</b>				
AP	HERJINDER SERAN	HERJINDER SERAN		✓
UCP	JEEVAN MANGAT	NANCY MURDOCH	✓	
<b>25-CALGARY-VARSITY</b>				
UCP	JOHN VOLPONI	NORMAN BUCKLEY	✓	
<b>28-EDMONTON-CASTLE DOWNS</b>				
AP	MOHAMAD RAHALL	ADIL HASAN	✓	
<b>29-EDMONTON-CITY CENTRE</b>				
UCP	TARAS ZAKORDONSKI	NATASHA ZAKORDONSKI	✓	
<b>30-EDMONTON-DECORE</b>				
AP	ALI HAYMOUR	TODD ROSS	✓	
<b>31-EDMONTON-ELLERSLIE</b>				
AP	HAZEL KING-WILLIAMS	DANISHA KING-LAWSON	✓	
AP	RICHARD CORBIN	RUTH CORADO		✓
<b>32-EDMONTON-GLENORA</b>				
UCP	STEVEN YOUNG	BRENT OTTERMAN	✓	
<b>33-EDMONTON-GOLD BAR</b>				
AP	DIANA LY	BRENT JENSEN	✓	
<b>34-EDMONTON-HIGHLANDS-NORWOOD</b>				
	BRIAN GRATRIX	ALBERTO BUSTAMANTE	✓	
	DEL SHUPENIA	TAMARA SHUPENIA	✓	
	GEORGE LAM	GRACE LAM	✓	

\*Registered in Calgary-North-East, withdrew and registered in Calgary-East. Missed both filing deadlines



Electoral Division				
Party	Nomination Contestant	CFO	Filed Late	Did Not File
<b>35-EDMONTON-MANNING</b>				
UCP	DAKOTA DROUILLARD	ROGER BARBA	✓	
<b>36-EDMONTON-MCCLUNG</b>				
AP	STEPHEN MANDEL	BRIAN HEIDECKER	✓	
<b>37-EDMONTON-MEADOWS</b>				
AP	AMRIT MATHARU	JASPREET KAUR SENGHERA	✓	
UCP	ARUNDEEP SINGH SANDHU	KAMIL NEMEC	✓	
<b>41-EDMONTON-RUTHERFORD</b>				
UCP	RAFAT ALAM	ABU KAUSAR KHANDUKER	✓	
UCP	SHAUN COLLICOTT	TRACI GRAMS	✓	
<b>42-EDMONTON-SOUTH</b>				
AP	ENAYAT AMINZADAH	JAWID MOMENZADAH		✓
<b>44-EDMONTON-STRATHCONA</b>				
UCP	JOVITA MENDITA	SAMIRA PANIS		✓
AP	PREM PAL	DARPAN CHHABRA	✓	
<b>47-AIRDRIE-COCHRANE</b>				
UCP	MAURI STIFF	LAUREA ROLFSON	✓	
<b>50-BANFF-KANANASKIS</b>				
AP	BRENDA STANTON	LYNN MACINTOSH	✓	
<b>52-BROOKS-MEDICINE HAT</b>				
UCP	MICHAELA GLASGO	HAYDEN BECK	✓	
<b>56-CHESTERMERE-STRATHMORE</b>				
UCP	MARK GIESBRECHT	GLENN FREELAND	✓	
<b>67-LAC STE. ANNE-PARKLAND</b>				
UCP	LEAH WOOD	MARGO TUCKER	✓	
<b>69-LEDUC-BEAUMONT</b>				
NDP	SHAYE ANDERSON	BENJAMIN MCDONALD	✓	
AP	COREINA HUBERT	MATHEW DEBKO	✓	
FCPA	JEFF ROUT	JUDY ROUT	✓	
UCP	SCOTT WICKLAND	SUSIE WICKLAND		✓
<b>70-LESSER SLAVE LAKE</b>				
UCP	BRENDA DERKOCH	DAVID DERKOCH		✓
UCP	JULIETTE NOSKEY	JACQUELINE C LABOUCAN	✓	
AP	VINCENT RAIN	BOBBY HUNTER		✓
<b>73-LIVINGSTONE-MACLEOD</b>				
AP	TIMOTHY MEECH	MARK TAYLOR	✓	
UCP	THOMAS SCHNEIDER	JONATHAN SCHNEIDER	✓	
<b>77-PEACE RIVER</b>				
AP	DAKOTA HOUSE	SHELLEY HALABISKY	✓	
UCP	SHELLY SHANNON	BEVERLY COTE	✓	
<b>78-RED DEER-NORTH</b>				
UCP	REG WARKENTIN	DON OSZLI	✓	
<b>86-VERMILION-LLOYDMINSTER-WAINWRIGHT</b>				
FCPA	WADE WOYWITKA	DAWN WOYWITKA		✓

## APPENDIX G - Candidate Campaign Finances by Electoral Division

Candidates are listed by electoral division then alphabetically by political party and last name. A candidate may appear more than once if the candidate withdrew their candidacy and registered in a different electoral division and/or a different political party.

UCP ELECTED

NDP ELECTED

### ELECTORAL DIVISIONS AND TOTALS (AMOUNTS ROUNDED TO NEAREST DOLLAR)

Electoral Division Party-Candidate	Revenues			Expenses			Surplus (Deficit)
	Contributions	Other Revenue	Transfers Received	Election Expenses	Other Expenses	Transfers Issued	
<b>01-CALGARY-ACADIA</b>	<b>\$122,935</b>	<b>\$39,698</b>	<b>\$24,711</b>	<b>\$92,643</b>	<b>\$54,104</b>	<b>\$26,088</b>	<b>\$14,509</b>
AIP-PATRICK REILLY	11,000	500	0	5,096	3,147	0	3,256
AP-LANA BENTLEY	2,775	534	4,711	7,042	515	463	0
GPA-AMANDA BISHOP	0	0	500	0	500	0	0
LIB-LORISSA GOOD	0	500	0	0	500	0	0
NDP-CATHERINE ANDREWS HOULT	0	23,425	14,500	31,417	6,133	375	0
NDP-BRIAN PINCOTT <sup>(WC)</sup>	0	0	0	0	0	0	0
UCP-TYLER SHANDRO	109,160	14,739	5,000	49,087	43,309	25,250	11,253
<b>02-CALGARY-BEDDINGTON</b>	<b>\$5,770</b>	<b>\$12,435</b>	<b>\$43,300</b>	<b>\$43,478</b>	<b>\$3,695</b>	<b>\$13,102</b>	<b>\$1,230</b>
AIP-THOMAS GRBICH	0	500	0	0	500	0	0
AP-CAROL-LYNN DARCH	1,514	0	500	1,514	500	0	0
AP-KAREN MCPHERSON <sup>(WC)</sup>	0	0	0	0	0	0	0
IND-ALEXANDER DEA	541	560	0	541	560	0	0
LIB-CHANDAN TADAVALKAR	235	1,416	0	1,151	500	0	0
NDP-AMANDA CHAPMAN	0	8,089	7,500	12,439	543	2,607	0
UCP-RANDY KERR <sup>(LE)</sup>	0	1,145	6,500	1,150	0	6,495	0
UCP-JOSEPHINE PON	3,480	726	28,800	26,684	1,092	4,000	1,230
<b>03-CALGARY-BOW</b>	<b>\$61,684</b>	<b>\$17,868</b>	<b>\$58,395</b>	<b>\$94,860</b>	<b>\$23,929</b>	<b>\$13,290</b>	<b>\$5,869</b>
AP-PAUL GODARD	1,111	500	4,595	5,706	500	0	0
FCPA-REGINA SHAKIROVA	0	500	0	0	500	0	0
GPA-MARION WESTOLL	0	250	700	450	500	0	0
LIB-DANIEL EJUMABONE	0	500	0	0	500	0	0
NDP-DEBORAH DREVER	0	15,426	38,500	39,612	3,516	4,929	5,869
UCP-DEMETRIOS NICOLAIDES	60,572	693	14,600	49,091	18,413	8,361	0
<b>04-CALGARY-BUFFALO</b>	<b>\$50,819</b>	<b>\$20,691</b>	<b>\$90,172</b>	<b>\$94,532</b>	<b>\$26,461</b>	<b>\$21,933</b>	<b>\$18,757</b>
AIP-CORY HETHERINGTON	500	505	0	505	500	0	0
AP-OMAR MASOOD	2,205	570	21,506	13,006	515	10,761	0
GPA-HEATHER MORIGEAU	0	34	500	34	500	0	0
LIB-JENNIFER KHAN	0	500	0	0	500	0	0
NDP-JOE CECI	0	13,994	42,238	38,784	6,275	11,173	0
UCP-TOM OLSEN	48,114	5,088	25,929	42,203	18,171	0	18,757
<b>05-CALGARY-CROSS</b>	<b>\$40,366</b>	<b>\$30,080</b>	<b>\$36,217</b>	<b>\$98,324</b>	<b>\$4,826</b>	<b>\$2,219</b>	<b>\$1,294</b>
AP-BRAHAM LUDDU	7,000	0	0	6,936	0	0	64
LIB-NASER AL-KUKHUN	3,574	725	0	3,549	750	0	0
NDP-RICARDO MIRANDA	0	20,159	34,766	49,137	3,569	2,219	0
UCP-MICKY AMERY	29,792	9,195	1,452	38,702	507	0	1,230

(WC) Withdrew candidacy

(N) Not nominated

(LE) Lost endorsement from party

Electoral Division Party-Candidate	Revenues			Expenses			Surplus (Deficit)
	Contributions	Other Revenue	Transfers Received	Election Expenses	Other Expenses	Transfers Issued	
<b>06-CALGARY-CURRIE</b>	<b>\$63,993</b>	<b>\$34,579</b>	<b>\$91,025</b>	<b>\$103,341</b>	<b>\$50,508</b>	<b>\$4,773</b>	<b>\$30,974</b>
AIP-NATHEN LEGAT <sup>(N)</sup>	0	0	0	0	0	0	0
AP-LINDSAY LUHNAU	6,882	542	7,654	12,896	1,608	100	474
GPA-GRANT NEUFELD <sup>(N)</sup>	0	0	0	0	0	0	0
IND-DANIEL OKEMOW <sup>(N)</sup>	0	0	0	0	0	0	0
LIB-JOSHUA CODD	4,475	590	3,067	6,377	1,755	0	0
NDP-BRIAN MALKINSON	0	18,094	42,500	48,915	10,794	885	0
PAPA-LUCAS HERNANDEZ	0	500	0	0	500	0	0
UCP-NICHOLAS MILLIKEN	52,636	14,853	37,805	35,153	35,851	3,789	30,500
<b>07-CALGARY-EAST</b>	<b>\$27,327</b>	<b>\$28,095</b>	<b>\$53,594</b>	<b>\$96,489</b>	<b>\$8,858</b>	<b>\$3,627</b>	<b>\$42</b>
AP-GAR GAR	3,713	500	12,761	16,432	501	0	42
CP-A-JONATHAN TRAUTMAN	0	500	0	0	500	0	0
GPA-WILLIAM CARNEGIE	500	733	2,282	2,864	500	151	0
LIB-MICHELLE ROBINSON	2,627	875	290	3,292	500	0	0
NDP-CESAR CALA	0	24,978	25,577	40,828	6,251	3,476	0
UCP-PRADEEP SINGH	20,487	509	12,685	33,074	607	0	0
<b>08-CALGARY-EDGEMONT</b>	<b>\$72,397</b>	<b>\$68,635</b>	<b>\$78,470</b>	<b>\$115,288</b>	<b>\$26,649</b>	<b>\$0</b>	<b>\$77,566</b>
AIP-TOMASZ KOCHANOWICZ	352	500	0	352	500	0	0
AP-JOANNE GUI	16,262	10,474	26,970	37,895	1,444	0	14,366
GPA-CARL SVOBODA	0	500	0	0	500	0	0
LIB-GRAEME MAITLAND	0	500	0	0	500	0	0
NDP-JULIA HAYTER	0	40,225	500	40,225	500	0	0
UCP-PRASAD PANDA	55,783	16,437	51,000	36,816	23,205	0	63,199
<b>09-CALGARY-ELBOW</b>	<b>\$163,730</b>	<b>\$19,479</b>	<b>\$244,465</b>	<b>\$127,737</b>	<b>\$69,420</b>	<b>\$227,820</b>	<b>\$2,696</b>
AP-GREG CLARK	35,918	0	35,400	46,788	500	23,000	1,030
GPA-QUINN RUPERT	0	500	0	0	500	0	0
LIB-ROBIN MACKINTOSH	0	500	0	0	500	0	0
NDP-JANET EREMENKO	0	18,479	26,500	39,519	4,573	0	887
UCP-DOUG SCHWEITZER	127,812	0	182,565	41,431	63,346	204,820	779
<b>10-CALGARY-FALCONRIDGE</b>	<b>\$65,213</b>	<b>\$20,940</b>	<b>\$20,700</b>	<b>\$99,217</b>	<b>\$6,448</b>	<b>\$1,159</b>	<b>\$29</b>
AP-JASBIR DHARI	12,492	500	0	12,492	500	0	0
LIB-DEEPAK SHARMA	3,171	975	0	3,646	500	0	0
NDP-PARMEET SINGH BOPARAI	0	19,466	20,700	34,058	4,948	1,159	0
UCP-DEVINDER TOOR	49,550	0	0	49,021	500	0	29
<b>11-CALGARY-FISH CREEK</b>	<b>\$41,564</b>	<b>\$45,534</b>	<b>\$32,409</b>	<b>\$84,160</b>	<b>\$23,410</b>	<b>\$6,903</b>	<b>\$5,035</b>
AIP-TOMAS MANASEK	437	500	0	437	500	0	0
AP-ROBERT TREMBLAY	577	500	0	577	500	0	0
GPA-TAYLOR STASILA	0	500	0	0	500	0	0
LIB-JOHN ROGGEVEEN	0	500	0	0	500	0	0
NDP-REBECCA BOUNSALL	0	34,312	12,409	40,547	938	5,236	0
UCP-RICHARD GOTFRIED	40,550	9,222	20,000	42,599	20,472	1,667	5,035

(WC) Withdrew candidacy

(N) Not nominated

(LE) Lost endorsement from party

Electoral Division Party-Candidate	Revenues			Expenses			Surplus (Deficit)
	Contributions	Other Revenue	Transfers Received	Election Expenses	Other Expenses	Transfers Issued	
<b>12-CALGARY-FOOTHILLS</b>	<b>\$33,629</b>	<b>\$49,097</b>	<b>\$38,300</b>	<b>\$63,127</b>	<b>\$24,126</b>	<b>\$30,000</b>	<b>\$3,773</b>
AIP-KYLE MILLER	0	514	0	14	500	0	0
AP-JENNIFER WYNESS	4,782	500	800	5,582	500	0	0
FCPA-KARI POMERLEAU	1,302	500	0	1,302	500	0	0
LIB-ANDREA JOYCE	0	500	0	0	500	0	0
NDP-SAMEENA ARIF	0	8,207	7,500	15,207	500	0	0
UCP-JASON LUAN	27,545	38,876	30,000	41,022	21,626	30,000	3,773
<b>13-CALGARY-GLENMORE</b>	<b>\$76,814</b>	<b>\$19,197</b>	<b>\$19,045</b>	<b>\$70,771</b>	<b>\$25,863</b>	<b>\$0</b>	<b>\$18,423</b>
AIP-RAFAEL KRUKOWSKI	239	500	0	239	500	0	0
AP-SCOTT APPLEBY	9,575	500	229	9,805	500	0	0
FCPA-DEJAN RISTIC	0	500	0	0	500	0	0
GPA-ALLIE TULICK	2,155	254	1,300	3,209	500	0	0
LIB-SHIRLEY KSIENSKI	1,179	912	1,038	2,379	750	0	0
NDP-JORDAN STEIN	0	14,082	1,388	14,082	1,388	0	0
UCP-WHITNEY ISSIK	63,665	2,450	15,090	41,057	21,725	0	18,423
<b>14-CALGARY-HAYS</b>	<b>\$22,126</b>	<b>\$92,096</b>	<b>\$46,517</b>	<b>\$82,511</b>	<b>\$21,571</b>	<b>\$6,314</b>	<b>\$50,343</b>
AIP-KENNETH MORRICE	709	500	0	709	500	0	0
AP-CHRISTOPHER NOWELL	3,686	500	0	3,684	500	0	2
FCPA-ALEXIUS KARNS <sup>(N)</sup>	0	0	0	0	0	0	0
LIB-FRANCES WOYTKIW	0	500	0	0	500	0	0
NDP-TORY TOMBLIN	0	47,924	517	47,924	517	0	0
UCP-RIC MCIVER	17,731	42,672	46,000	30,195	19,554	6,314	50,341
<b>15-CALGARY-KLEIN</b>	<b>\$45,856</b>	<b>\$20,259</b>	<b>\$71,627</b>	<b>\$99,497</b>	<b>\$17,301</b>	<b>\$20,945</b>	<b>\$0</b>
AIP-CLIFF ALEXANDER	2,945	500	0	2,945	500	0	0
AP-KARA LEVIS	4,327	586	13,235	12,847	1,355	3,945	0
GPA-JANINE ST JEAN	0	250	500	250	500	0	0
LIB-MICHAEL MACDONALD	587	1,011	0	848	750	0	0
NDP-CRAIG COOLAHAN	0	14,217	28,500	33,993	959	7,764	0
UCP-JEREMY NIXON	37,998	3,695	29,392	48,613	13,237	9,235	0
<b>16-CALGARY-LOUGHEED</b>	<b>\$20,273</b>	<b>\$6,868</b>	<b>\$58,249</b>	<b>\$55,344</b>	<b>\$7,432</b>	<b>\$5</b>	<b>\$22,608</b>
AIP-PETER DE JONK	0	500	0	0	500	0	0
AP-RACHEL TIMMERMANS	9,584	0	1,349	7,769	2,176	0	988
IND-LARRY HEATHER	0	500	0	0	500	0	0
LIB-WILSON MCCUTCHAN	0	500	0	0	500	0	0
NDP-JULIA BIETZ	0	4,232	2,400	5,356	1,270	5	0
UCP-JASON KENNEY	10,688	1,136	54,500	42,219	2,485	0	21,620
<b>17-CALGARY-MCCALL</b>	<b>\$83,694</b>	<b>\$41,219</b>	<b>\$22,116</b>	<b>\$113,539</b>	<b>\$18,063</b>	<b>\$13,097</b>	<b>\$2,330</b>
AAP-LARRY SMITH	0	500	0	0	500	0	0
AIP-DON EDMONSTONE	1,059	0	0	559	500	0	0
AP-AVINASH KHANGURA	27,088	500	0	27,088	500	0	0
GPA-JANICE MARIE FRASER	4,854	750	275	3,563	2,316	0	0
LIB-FAIZA ALI ABDI	639	1,276	0	1,165	750	0	0
NDP-IRFAN SABIR	0	37,259	21,841	45,353	2,381	9,872	1,494
UCP-JASRAJ SINGH HALLAN	50,054	934	0	35,811	11,116	3,225	836

(WC) Withdrew candidacy

(N) Not nominated

(LE) Lost endorsement from party

Electoral Division Party-Candidate	Revenues			Expenses			Surplus (Deficit)
	Contributions	Other Revenue	Transfers Received	Election Expenses	Other Expenses	Transfers Issued	
<b>18-CALGARY-MOUNTAIN VIEW</b>	<b>\$44,272</b>	<b>\$63,630</b>	<b>\$161,770</b>	<b>\$212,354</b>	<b>\$21,031</b>	<b>\$34,536</b>	<b>\$1,750</b>
AIP-MONICA FRIESZ	1,148	500	0	1,148	500	0	0
AP-ANGELA KOKOTT	6,885	0	15,655	21,491	500	0	550
GPA-THANA BOONLERT	1,106	1,050	4,145	5,738	500	63	0
LIB-DAVID KHAN	6,325	13,309	33,857	43,760	7,934	1,797	0
NDP-KATHLEEN GANLEY	0	48,770	500	48,770	500	0	0
UCP-CAYLAN FORD <sup>(WC)</sup>	20,313	0	62,750	41,492	8,894	32,677	0
UCP-JEREMY WONG	8,495	1	44,862	49,954	2,203	0	1,200
<b>19-CALGARY-NORTH</b>	<b>\$87,516</b>	<b>\$17,769</b>	<b>\$8,995</b>	<b>\$102,423</b>	<b>\$10,562</b>	<b>\$1,187</b>	<b>\$108</b>
AIP-BRAD HOPKINS	0	500	0	0	500	0	0
AP-GARY ARORA	31,682	500	965	32,647	500	0	0
AP-MELANIE WEN <sup>(WC)</sup>	0	0	0	0	0	0	0
LIB-SALIHA HAQ	12,520	925	0	10,880	2,457	0	108
NDP-KELLY MANDRYK	0	14,994	7,352	20,659	500	1,187	0
UCP-MUHAMMAD YASEEN	43,313	850	678	38,237	6,605	0	0
<b>20-CALGARY-NORTH EAST</b>	<b>\$65,941</b>	<b>\$35,718</b>	<b>\$48,145</b>	<b>\$118,689</b>	<b>\$28,119</b>	<b>\$2,810</b>	<b>\$186</b>
AP-NATE PIKE	3,754	25	2,401	5,168	1,000	8	3
IND-PRABHDEEP GILL <sup>(N)</sup>	0	0	0	0	0	0	0
LIB-GUL KHAN	5,550	775	21,500	27,277	504	44	0
NDP-GURBACHAN BRAR	0	22,166	18,500	38,395	2,014	258	0
UCP-RAJAN SAWHNEY	56,638	12,752	5,744	47,849	24,601	2,500	183
<b>21-CALGARY-NORTH WEST</b>	<b>\$73,856</b>	<b>\$25,073</b>	<b>\$64,322</b>	<b>\$93,618</b>	<b>\$49,002</b>	<b>\$7,247</b>	<b>\$13,384</b>
AP-ANDREW BRADLEY	1,752	523	2,031	3,806	500	0	0
FCPA-CAM KHAN	1,857	500	0	1,793	563	0	0
IND-ROBERTA MCDONALD	0	500	0	0	500	0	0
LIB-PRERNA MAHTANI	0	500	0	0	500	0	0
NDP-HAFEEZ CHISHTI	0	12,919	48,091	46,037	7,726	7,247	0
UCP-SONYA SAVAGE	70,247	10,130	14,200	41,981	39,213	0	13,384
<b>22-CALGARY-PEIGAN</b>	<b>\$25,687</b>	<b>\$15,034</b>	<b>\$25,784</b>	<b>\$43,404</b>	<b>\$7,480</b>	<b>\$4,111</b>	<b>\$11,511</b>
AIP-WILL HATCH	224	500	0	224	500	0	0
AP-RONALD REINHOLD	1,660	750	0	1,889	521	0	0
FCPA-SHEYNE ESPEY	2,179	500	0	2,179	500	0	0
LIB-JAROSLAV GIESBRECHT	1,466	875	136	1,628	753	0	96
NDP-JOSEPH PIMLOTT	0	8,290	4,835	10,506	508	2,111	0
UCP-TANYA FIR	20,158	4,119	20,814	26,979	4,698	2,000	11,414
<b>23-CALGARY-SHAW</b>	<b>\$55,435</b>	<b>\$17,385</b>	<b>\$28,680</b>	<b>\$84,932</b>	<b>\$3,892</b>	<b>\$3,127</b>	<b>\$9,550</b>
AIP-JAREK BUCHOLC	494	500	0	494	500	0	0
AP-BRONSON HA	7,798	602	0	7,899	500	0	0
GPA-JOHN DALY	0	1,016	1,000	1,249	566	0	201
LIB-VESNA SAMARDZIJA	0	500	0	0	500	0	0
NDP-GRAHAM SUCHA	0	14,268	24,371	32,187	1,326	3,127	2,000
UCP-REBECCA SCHULZ	47,144	500	3,309	43,104	500	0	7,349

(WC) Withdrew candidacy

(N) Not nominated

(LE) Lost endorsement from party

Electoral Division Party-Candidate	Revenues			Expenses			Surplus (Deficit)
	Contributions	Other Revenue	Transfers Received	Election Expenses	Other Expenses	Transfers Issued	
<b>24-CALGARY-SOUTH EAST</b>	<b>\$35,114</b>	<b>\$34,182</b>	<b>\$49,691</b>	<b>\$92,468</b>	<b>\$6,666</b>	<b>\$19,854</b>	<b>\$0</b>
AIP-RICHARD FONTAINE	0	500	0	0	500	0	0
AP-RICK FRASER	10,908	1,776	11,811	21,761	2,589	145	0
FCPA-CLINTON HARRIS <sup>(N)</sup>	0	0	0	0	0	0	0
LIB-LEILA KEITH	0	500	0	0	500	0	0
NDP-HEATHER EDDY	0	28,781	1,500	28,781	817	683	0
UCP-MATT JONES	9,731	500	33,920	29,610	515	14,026	0
UCP-EVA KIRYAKOS <sup>(WC)</sup>	14,475	2,126	2,460	12,316	1,745	5,000	0
<b>25-CALGARY-VARSITY</b>	<b>\$57,746</b>	<b>\$36,520</b>	<b>\$71,353</b>	<b>\$117,321</b>	<b>\$11,455</b>	<b>\$10,223</b>	<b>\$26,621</b>
AIP-CHRISTOPHER MCANDREW	454	500	0	425	528	0	0
AP-BETH BARBERREE	7,769	1,629	7,174	16,073	500	0	0
GPA-CHERYLE CHAGNON-GREYEVES	250	6,085	4,000	9,773	500	62	0
LIB-RYAN CAMPBELL	125	0	7,194	3,644	500	0	3,175
NDP-ANNE MCGRATH	0	20,773	35,627	45,337	902	10,161	0
UCP-JASON COPPING	49,149	7,534	17,358	42,069	8,525	0	23,446
<b>26-CALGARY-WEST</b>	<b>\$34,800</b>	<b>\$6,102</b>	<b>\$46,184</b>	<b>\$54,796</b>	<b>\$10,599</b>	<b>\$10,000</b>	<b>\$11,690</b>
AP-FRANK PENKALA	10,142	500	0	10,091	552	0	0
FCPA-RIO AIELLO <sup>(N)</sup>	0	0	0	0	0	0	0
LIB-BEN MIDGLEY <sup>(WC)</sup>	0	0	0	0	0	0	0
LIB-YASNA OLUIC-KOVACEVIC	0	500	0	0	500	0	0
NDP-GULSHAN AKTER	0	3,814	500	3,814	500	0	0
UCP-MIKE ELLIS	24,658	1,288	45,684	40,892	9,047	10,000	11,690
<b>27-EDMONTON-BEVERLY-CLAREVIEW</b>	<b>\$10,004</b>	<b>\$29,070</b>	<b>\$43,765</b>	<b>\$65,208</b>	<b>\$4,591</b>	<b>\$12,046</b>	<b>\$993</b>
AIP-PAUL BURTS	294	500	0	294	500	0	0
AP-JEFFERY WALTERS	1,630	552	63	1,745	500	0	0
GPA-MICHAEL HUNTER	0	250	500	250	500	0	0
IND-ANDRZEJ GUDANOWSKI	420	500	0	420	500	0	0
IND-DONNA OSTOPOWICH <sup>(N)</sup>	0	0	0	0	0	0	0
LIB-SHADEA HUSSEIN	0	500	0	0	500	0	0
NDP-DERON BILOUS	0	21,540	28,500	37,106	888	12,046	0
UCP-DAVID EGAN	7,660	5,227	14,702	25,394	1,202	0	993
<b>28-EDMONTON-CASTLE DOWNS</b>	<b>\$48,742</b>	<b>\$18,619</b>	<b>\$80,404</b>	<b>\$133,150</b>	<b>\$8,507</b>	<b>\$6,035</b>	<b>\$72</b>
AIP-TODD WAYNE	850	500	0	850	500	0	0
AP-MOHAMAD RAHALL	28,734	704	23,300	47,939	4,170	629	0
LIB-THOMAS DEAK	463	500	0	463	500	0	0
NDP-NICOLE GOEHRING	0	15,741	26,504	36,291	548	5,406	0
UCP-ED AMMAR	18,695	1,174	30,600	47,608	2,789	0	72
<b>29-EDMONTON-CITY CENTRE</b>	<b>\$61,102</b>	<b>\$40,134</b>	<b>\$67,826</b>	<b>\$132,737</b>	<b>\$9,287</b>	<b>\$17,521</b>	<b>\$9,516</b>
AIP-JOHN MORTON	715	500	0	515	700	0	0
AP-ROBERT PHILP	22,975	7,932	11,928	39,307	2,131	1,397	0
GPA-CHRIS ALDERS	3,510	775	0	2,538	500	0	1,247
IND-BLAKE DICKSON	0	500	0	0	500	0	0
NDP-DAVID SHEPHERD	0	16,160	40,500	47,368	668	8,624	0
UCP-LILY LE	33,902	14,267	15,398	43,010	4,788	7,500	8,269

(WC) Withdrew candidacy

(N) Not nominated

(LE) Lost endorsement from party

Electoral Division Party-Candidate	Revenues			Expenses			Surplus (Deficit)
	Contributions	Other Revenue	Transfers Received	Election Expenses	Other Expenses	Transfers Issued	
<b>30-EDMONTON-DECORE</b>	<b>\$49,613</b>	<b>\$30,211</b>	<b>\$31,186</b>	<b>\$90,251</b>	<b>\$10,975</b>	<b>\$125</b>	<b>\$9,658</b>
AIP-VIRGINIA BRUNEAU	250	514	0	0	764	0	0
AP-ALI HAYMOUR	15,938	500	0	15,938	500	0	0
NDP-CHRIS NIELSEN	0	19,197	18,599	33,476	4,195	125	0
UCP-KAREN PRINCIPE	33,425	10,000	12,587	40,838	5,516	0	9,658
<b>31-EDMONTON-ELLERSLIE</b>	<b>\$20,301</b>	<b>\$20,155</b>	<b>\$47,802</b>	<b>\$80,109</b>	<b>\$6,305</b>	<b>\$1,845</b>	<b>\$0</b>
AAP-YASH SHARMA	6,600	696	0	5,609	1,686	0	0
AIP-BRIAN LOCKYER	1,198	500	0	727	971	0	0
AP-HAZELYN KING-WILLIAMS	0	500	0	0	500	0	0
LIB-MICHAEL MCGOWAN	0	500	0	0	500	0	0
NDP-RODRIGO LOYOLA	0	17,113	24,802	39,767	2,147	1	0
UCP-SANJAY PATEL	12,503	846	23,000	34,005	500	1,844	0
<b>32-EDMONTON-GLENORA</b>	<b>\$37,861</b>	<b>\$28,507</b>	<b>\$61,796</b>	<b>\$98,072</b>	<b>\$19,940</b>	<b>\$10,152</b>	<b>\$0</b>
AIP-CLINT KELLEY	0	500	0	0	500	0	0
AP-CARLA STOLTE <sup>(WC)</sup>	0	0	0	0	0	0	0
AP-GLEN TICKNER	11,874	2,105	5,296	12,095	3,804	3,376	0
NDP-SARAH HOFFMAN	0	22,542	30,500	48,474	2,942	1,626	0
UCP-MARJORIE NEWMAN	25,987	3,360	26,000	37,503	12,695	5,150	0
<b>33-EDMONTON-GOLD BAR</b>	<b>\$64,971</b>	<b>\$24,755</b>	<b>\$69,193</b>	<b>\$110,270</b>	<b>\$31,103</b>	<b>\$3,981</b>	<b>\$13,565</b>
AIP-VINCENT LOYER	0	500	0	0	500	0	0
AP-DIANA LY	11,619	2,700	8,598	21,307	1,561	0	49
GPA-TANYA HERBERT	0	250	500	250	500	0	0
LIB-STEVE KOCHAN	80	650	5,072	2,748	506	2,548	0
NDP-MARLIN SCHMIDT	0	19,202	25,900	40,036	3,633	1,434	0
UCP-DAVID DORWARD	53,272	1,454	29,123	45,929	24,404	0	13,516
<b>34-EDMONTON-HIGHLANDS-NORWOOD</b>	<b>\$5,371</b>	<b>\$18,723</b>	<b>\$66,326</b>	<b>\$68,346</b>	<b>\$3,632</b>	<b>\$18,442</b>	<b>\$0</b>
AAP-CHRIS POPLATEK	422	500	0	422	500	0	0
AIP-JOSEPH HANKINS	377	520	0	397	500	0	0
AP-TISH PROUSE	4,272	500	1,826	5,966	632	0	0
CP-A-ALEXANDER BOYKOWICH	0	500	0	0	500	0	0
GPA-TAZ BOUCHIER	0	50	500	50	500	0	0
NDP-JANIS IRWIN	0	16,153	40,500	39,015	500	17,139	0
UCP-LEILA HOULE	300	500	23,500	22,496	500	1,304	0
<b>35-EDMONTON-MANNING</b>	<b>\$31,974</b>	<b>\$45,699</b>	<b>\$15,427</b>	<b>\$83,809</b>	<b>\$5,569</b>	<b>\$0</b>	<b>\$3,722</b>
AAP-ADAM CORY	1,026	500	0	1,026	500	0	0
AIP-TERRIS KOLYBABA	1,293	500	0	1,293	500	0	0
AP-MANWAR KHAN	6,971	500	1,919	7,698	1,692	0	0
GPA-CHRIS VALLEE	0	500	0	0	500	0	0
NDP-HEATHER SWEET	0	38,106	855	38,106	855	0	0
UCP-HARJINDER GREWAL	22,685	5,592	12,653	35,687	1,522	0	3,722

(WC) Withdrew candidacy

(N) Not nominated

(LE) Lost endorsement from party

Electoral Division Party-Candidate	Revenues			Expenses			Surplus (Deficit)
	Contributions	Other Revenue	Transfers Received	Election Expenses	Other Expenses	Transfers Issued	
<b>36-EDMONTON-MCCLUNG</b>	<b>\$41,907</b>	<b>\$18,158</b>	<b>\$117,593</b>	<b>\$110,086</b>	<b>\$33,108</b>	<b>\$26,863</b>	<b>\$7,600</b>
AAP-GORDON PERROTT	5,869	500	0	5,869	500	0	0
AIP-CURTIS LEE <sup>(N)</sup>	0	0	0	0	0	0	0
AP-STEPHEN MANDEL	12,300	140	35,933	26,493	4,586	17,294	0
NDP-LORNE DACH	0	16,983	47,300	36,887	17,827	9,569	0
UCP-LAURIE MOZESON	23,738	535	34,359	40,838	10,194	0	7,600
<b>37-EDMONTON-MEADOWS</b>	<b>\$82,431</b>	<b>\$19,480</b>	<b>\$36,591</b>	<b>\$107,213</b>	<b>\$5,907</b>	<b>\$25,357</b>	<b>\$24</b>
AAP-THOMAS VARGHESE	5,104	500	0	5,104	500	0	0
AIP-PHIL BATT	0	500	0	0	500	0	0
AP-AMRIT MATHARU	12,850	0	0	12,326	500	0	24
IND-CORY BACON <sup>(N)</sup>	0	0	0	0	0	0	0
LIB-MARIA OMAR	1,589	768	291	2,147	500	0	0
NDP-JASVIR SINGH DEOL	0	17,712	26,300	43,344	572	96	0
UCP-LEONARD RHODES	62,888	0	10,000	44,292	3,335	25,261	0
<b>38-EDMONTON-MILL WOODS</b>	<b>\$23,283</b>	<b>\$33,765</b>	<b>\$62,297</b>	<b>\$82,550</b>	<b>\$30,776</b>	<b>\$2,801</b>	<b>\$3,217</b>
AIP-DALLAS PRICE	200	540	0	240	500	0	0
AP-ANJU SHARMA	2,150	7,646	1,350	7,720	3,368	58	0
CP-A-ANDREW JANEWSKI	0	500	0	0	500	0	0
LIB-ABDI BAKAL	0	5,900	4,097	9,400	500	0	97
NDP-CHRISTINA GRAY	0	18,827	54,750	46,248	24,585	2,744	0
UCP-HEATHER SWORIN	20,933	352	2,100	18,942	1,323	0	3,120
<b>39-EDMONTON-NORTH WEST</b>	<b>\$51,396</b>	<b>\$24,565</b>	<b>\$106,504</b>	<b>\$124,804</b>	<b>\$19,565</b>	<b>\$31,976</b>	<b>\$6,120</b>
AAP-LUKE BURNS	970	500	0	970	500	0	0
AIP-TIMOTHY SHANKS	200	500	0	200	500	0	0
AP-JUDY KIM-MENEEN	14,225	2,215	26,667	32,364	2,738	8,005	0
LIB-BRANDON TEIXEIRA	474	688	200	862	500	0	0
NDP-DAVID EGGEN	0	19,510	50,501	46,571	3,469	19,971	0
UCP-ALI ELTAYEB	35,527	1,153	29,136	43,838	11,858	4,000	6,120
<b>40-EDMONTON-RIVERVIEW</b>	<b>\$57,367</b>	<b>\$37,447</b>	<b>\$67,865</b>	<b>\$92,049</b>	<b>\$18,224</b>	<b>\$32,055</b>	<b>\$20,351</b>
AIP-COREY MACFADDEN	491	500	0	491	500	0	0
AP-KATHERINE O'NEILL	13,837	18,485	4,067	26,775	4,433	5,181	0
IND-ROB BERNSHAW	4,423	500	0	3,938	985	0	0
LIB-INDERJEET SINGH RANDHAWA	100	0	4,192	1,022	500	1,790	980
NDP-LORI SIGURDSON	0	17,248	38,500	27,946	10,651	17,152	0
UCP-KARAMARIE BARKER	38,517	714	21,106	31,877	1,156	7,933	19,371
<b>41-EDMONTON-RUTHERFORD</b>	<b>\$28,505</b>	<b>\$24,158</b>	<b>\$96,600</b>	<b>\$93,885</b>	<b>\$22,778</b>	<b>\$32,404</b>	<b>\$197</b>
AIP-LIONEL LEVOIR	100	500	0	57	500	0	43
AP-AISHA RAUF	8,510	0	1,857	6,488	3,726	0	154
GPA-VALERIE KENNEDY	0	500	0	0	500	0	0
LIB-CLAIRE WILDE	800	500	5,000	3,763	500	2,037	0
NDP-RICHARD FEEHAN	0	20,759	30,560	48,678	1,941	699	0
UCP-HANNAH PRESAKARCHUK	19,095	1,900	59,183	34,899	15,611	29,667	0

(WC) Withdrew candidacy

(N) Not nominated

(LE) Lost endorsement from party



Electoral Division Party-Candidate	Revenues			Expenses			Surplus (Deficit)
	Contributions	Other Revenue	Transfers Received	Election Expenses	Other Expenses	Transfers Issued	
<b>42-EDMONTON-SOUTH</b>	<b>\$66,612</b>	<b>\$22,771</b>	<b>\$39,789</b>	<b>\$79,722</b>	<b>\$29,906</b>	<b>\$19,493</b>	<b>\$51</b>
AAP-KIRK CAYER <sup>(N)</sup>	0	0	0	0	0	0	0
AP-PRAMOD KUMAR	1,850	0	2,955	3,141	1,103	561	0
GPA-BEN ROACH	0	250	500	250	500	0	0
NDP-THOMAS DANG	0	17,308	33,000	29,278	2,098	18,933	0
UCP-OLATUNDE OBASAN	64,762	5,213	3,334	47,052	26,206	0	51
<b>43-EDMONTON-SOUTH WEST</b>	<b>\$102,734</b>	<b>\$49,012</b>	<b>\$28,305</b>	<b>\$116,711</b>	<b>\$34,059</b>	<b>\$29,281</b>	<b>\$0</b>
AAP-MARILYN BURNS	2,215	500	0	2,215	500	0	0
AIP-KERRY DOUGLAS <sup>(WC)</sup>	0	0	0	0	0	0	0
AIP-BRANDON PYKE <sup>(WC)</sup>	0	0	0	0	0	0	0
AP-MO ELSALHY	20,998	1,842	2,600	19,412	2,856	3,173	0
GPA-RIGEL VINCENT	378	500	0	378	500	0	0
NDP-JOHN ARCHER	0	37,916	12,005	48,300	777	843	0
UCP-KAYCEE MADU	79,144	8,255	13,700	46,406	29,426	25,266	0
<b>44-EDMONTON-STRATHCONA</b>	<b>\$11,776</b>	<b>\$25,697</b>	<b>\$91,065</b>	<b>\$79,960</b>	<b>\$13,747</b>	<b>\$32,485</b>	<b>\$2,345</b>
AAP-DON MEISTER	0	500	0	0	500	0	0
AIP-IAN SMYTHE	0	500	0	0	500	0	0
AP-PREM PAL	8,411	500	0	6,976	1,934	0	0
CP-A-NAOMI RANKIN	0	500	0	0	500	0	0
GPA-STUART ANDREWS	105	500	150	255	500	0	0
IND-JOHN BALOUN <sup>(N)</sup>	0	0	0	0	0	0	0
IND-GORDEN MCLEAN	0	500	0	0	500	0	0
LIB-SAMANTHA HEES	600	0	1,814	1,202	500	0	712
NDP-RACHEL NOTLEY	0	21,697	51,600	33,499	7,313	32,485	0
PCAA-GARY HORAN	220	500	0	220	500	0	0
UCP-KULSHAN GILL	2,220	0	37,501	37,588	500	0	1,633
WRP-DALE DOAN	220	500	0	220	500	0	0
<b>45-EDMONTON-WEST HENDAY</b>	<b>\$56,460</b>	<b>\$30,388</b>	<b>\$89,353</b>	<b>\$115,859</b>	<b>\$26,808</b>	<b>\$20,498</b>	<b>\$13,036</b>
AIP-DAVE BJORKMAN	10,600	751	0	8,280	2,763	0	309
AP-WINSTON LEUNG	4,321	500	11,580	15,420	974	6	0
LIB-LEAH MCRORIE	700	1,684	7,594	6,177	1,204	2,597	0
NDP-JONATHAN CARSON	0	24,985	35,327	42,290	4,128	13,895	0
UCP-NICOLE WILLIAMS	40,839	2,468	34,852	43,692	17,739	4,000	12,727
<b>46-EDMONTON-WHITEMUD</b>	<b>\$49,768</b>	<b>\$30,716</b>	<b>\$40,315</b>	<b>\$103,890</b>	<b>\$12,488</b>	<b>\$139</b>	<b>\$4,282</b>
AP-JONATHAN DAI	12,416	10,968	5,795	25,924	3,256	0	0
FCPA-JASON NORRIS	1,059	500	0	1,059	500	0	0
IND-MIKE SAMPSON DID NOT FILE	-	-	-	-	-	-	-
NDP-RAKHI PANCHOLI	0	17,998	21,350	38,708	500	139	0
UCP-ELISABETH HUGHES	36,293	1,250	13,170	38,199	8,232	0	4,282

(WC) Withdrew candidacy

(N) Not nominated

(LE) Lost endorsement from party

Electoral Division Party-Candidate	Revenues			Expenses			Surplus (Deficit)
	Contributions	Other Revenue	Transfers Received	Election Expenses	Other Expenses	Transfers Issued	
<b>47-AIRDRIE-COCHRANE</b>	<b>\$29,503</b>	<b>\$12,974</b>	<b>\$58,813</b>	<b>\$47,473</b>	<b>\$18,382</b>	<b>\$8,122</b>	<b>\$27,313</b>
AIP-JORDAN BEAGLE <sup>(WC)</sup>	0	0	0	0	0	0	0
AIP-DANIELLE CAMERON	1,140	500	0	1,140	500	0	0
AP-VERNON RAINCOCK	285	500	0	285	500	0	0
FCPA-MATTHEW MORRISEY	1,525	500	0	1,525	500	0	0
NDP-STEVE DURRELL	0	8,497	4,000	11,352	523	622	0
UCP-PETER GUTHRIE	26,552	2,977	54,813	33,171	16,359	7,500	27,313
<b>48-AIRDRIE-EAST</b>	<b>\$28,564</b>	<b>\$19,588</b>	<b>\$36,555</b>	<b>\$64,127</b>	<b>\$7,060</b>	<b>\$13,520</b>	<b>\$0</b>
AIP-JEFFREY OLSON	1,155	500	0	1,155	500	0	0
AP-ALEXANDRA LUTERBACH	881	1,711	2,055	3,640	500	506	0
FCPA-RICK NORTHEY	1,011	500	0	980	500	31	0
IND-RICHARD HERDMAN	0	500	0	0	500	0	0
LIB-STEPHEN BRAZIL <sup>(WC)</sup>	0	500	0	0	500	0	0
NDP-ROSA EVELIA BAEZ ZAMORA	0	9,680	3,500	11,235	1,010	935	0
UCP-ANGELA PITT	25,518	6,196	31,000	47,116	3,550	12,048	0
<b>49-ATHABASCA-BARRHEAD- WESTLOCK</b>	<b>\$54,523</b>	<b>\$47,438</b>	<b>\$63,431</b>	<b>\$79,073</b>	<b>\$17,235</b>	<b>\$16,230</b>	<b>\$52,853</b>
AIP-BUSTER MALCOLM	468	500	0	468	500	0	0
AP-WAYNE RUFIANGE	3,038	500	0	2,868	670	0	0
IND-BRAD GIROUX	3,038	0	0	2,331	707	0	0
NDP-THERESE TASCHUK	0	40,267	23,300	47,822	2,615	13,130	0
UCP-GLENN VAN DIJKEN	47,978	6,171	40,131	25,584	12,744	3,100	52,853
<b>50-BANFF-KANANASKIS</b>	<b>\$34,497</b>	<b>\$26,331</b>	<b>\$91,157</b>	<b>\$82,781</b>	<b>\$52,982</b>	<b>\$15,657</b>	<b>\$565</b>
AIP-ANITA CROWSHOE	916	902	0	837	981	0	0
AP-BRENDA STANTON	4,882	652	1,800	4,959	2,375	0	0
IND-DAVID PHILLIPS	0	500	0	0	500	0	0
LIB-GWYNETH MIDGLEY	0	500	0	0	500	0	0
NDP-WARREN CAMERON WESTHEAD	0	22,800	36,357	40,214	3,287	15,657	0
UCP-MIRANDA ROSIN	28,699	977	53,000	36,772	45,339	0	565
<b>51-BONNYVILLE-COLD LAKE-ST. PAUL</b>	<b>\$41,460</b>	<b>\$12,216</b>	<b>\$12,700</b>	<b>\$52,478</b>	<b>\$7,648</b>	<b>\$2,087</b>	<b>\$4,165</b>
AAP-DAVID INSCHO	1,080	500	0	1,080	500	0	0
AIP-DAVID GARNETT-BENNETT	0	500	0	0	500	0	0
AIP-DONALD NADON <sup>(WC)</sup>	0	0	0	0	0	0	0
AP-GLENN ANDERSEN	9,860	3,875	2,500	10,663	5,054	518	0
IND-KACEY DANIELS	1,214	500	0	1,214	500	0	0
NDP-KARI WHAN	0	788	2,500	1,219	500	1,569	0
UCP-DAVID HANSON	29,307	6,054	7,700	38,303	593	0	4,165
<b>52-BROOKS-MEDICINE HAT</b>	<b>\$99,805</b>	<b>\$9,020</b>	<b>\$24,030</b>	<b>\$97,519</b>	<b>\$21,874</b>	<b>\$4,453</b>	<b>\$9,009</b>
AIP-COLLIN PACHOLEK	1,251	500	0	1,251	500	0	0
AP-JAMES (JIM) BLACK	10,250	500	0	6,211	4,539	0	0
IND-TODD BEASLEY	35,847	500	0	34,532	1,815	0	0
LIB-JAMAH FARAH	0	500	0	0	500	0	0
NDP-K LYNN MACWILLIAM	0	5,568	11,005	10,748	1,372	4,453	0
UCP-MICHAELA GLASGO	52,457	1,452	13,024	44,776	13,148	0	9,009

(WC) Withdrew candidacy

(N) Not nominated

(LE) Lost endorsement from party

Electoral Division Party-Candidate	Revenues			Expenses			Surplus (Deficit)
	Contributions	Other Revenue	Transfers Received	Election Expenses	Other Expenses	Transfers Issued	
<b>53-CAMROSE</b>	<b>\$48,445</b>	<b>\$26,914</b>	<b>\$21,442</b>	<b>\$64,656</b>	<b>\$13,842</b>	<b>\$18</b>	<b>\$18,285</b>
AAP-SANDRA KIM	439	500	0	439	500	0	0
AIP-DONALD DUBITZ	0	500	0	0	500	0	0
AP-KEVIN SMOOK	7,805	857	3,160	9,737	932	0	1,153
FCPA-WESLEY CALDWELL	523	500	0	523	500	0	0
IND-BONNIE TANTON	515	500	0	515	500	0	0
NDP-MORGAN BAMFORD	0	6,115	11,200	16,470	827	18	0
UCP-JACKIE LOVELY	39,163	17,943	7,082	36,971	10,084	0	17,132
<b>54-CARDSTON-SIKSIKA</b>	<b>\$20,868</b>	<b>\$4,172</b>	<b>\$47,585</b>	<b>\$43,910</b>	<b>\$20,242</b>	<b>\$5,036</b>	<b>\$3,438</b>
AP-CASEY DOUGLASS	0	500	0	0	500	0	0
FCPA-JERRY GAUTREAU	0	500	0	0	500	0	0
IND-IAN DONOVAN <small>DID NOT FILE</small>	-	-	-	-	-	-	-
LIB-CATHLEEN MCFARLAND	0	500	0	0	500	0	0
NDP-KIRBY SMITH	0	2,108	4,835	3,111	3,796	36	0
NDP-ESTHER TAILFEATHERS <sup>(WC)</sup>	0	0	0	0	0	0	0
UCP-JOSEPH SCHOW	20,868	564	42,750	40,799	14,945	5,000	3,438
<b>55-CENTRAL PEACE-NOTLEY</b>	<b>\$35,138</b>	<b>\$18,032</b>	<b>\$52,729</b>	<b>\$88,780</b>	<b>\$10,209</b>	<b>\$335</b>	<b>\$6,576</b>
AIP-ANDRE RIOUX <sup>(N)</sup>	0	0	0	0	0	0	0
AP-TRAVIS MCKIM	0	500	0	0	500	0	0
LIB-WAYNE MEYER	250	500	0	250	500	0	0
NDP-MARGARET MCCUAIG-BOYD	0	15,772	30,300	41,650	4,087	335	0
UCP-TODD LOEWEN	34,888	1,260	22,429	46,879	5,122	0	6,576
<b>56-CHESTERMERE-STRATHMORE</b>	<b>\$64,596</b>	<b>\$12,916</b>	<b>\$45,900</b>	<b>\$85,771</b>	<b>\$27,918</b>	<b>\$690</b>	<b>\$9,032</b>
AIP-ROGER WALKER	1,256	500	0	1,632	125	0	0
AP-JASON AVRAMENKO	950	511	1,000	1,961	500	0	0
FCPA-DEREK FILDEBRANDT	5,461	673	22,400	27,344	500	690	0
IND-TERRY NICHOLLS	2,633	500	0	2,398	735	0	0
LIB-SHARON HOWE	0	500	0	0	500	0	0
NDP-MELISSA LANGMAID	0	3,244	500	3,196	549	0	0
UCP-LEELA AHEER	54,295	6,987	22,000	49,240	25,010	0	9,032
<b>57-CYPRESS-MEDICINE HAT</b>	<b>\$49,004</b>	<b>\$11,287</b>	<b>\$65,526</b>	<b>\$60,143</b>	<b>\$25,797</b>	<b>\$39,376</b>	<b>\$500</b>
AAP-TERRY BLACQUIER	3,808	0	0	3,308	500	0	0
AP-COLETTE SMITHERS	100	500	6,300	1,523	0	5,377	0
LIB-ANWAR KAMARAN	368	1,126	0	994	500	0	0
NDP-PETER MUELLER	0	7,376	17,578	14,130	2,063	8,761	0
UCP-DREW BARNES	44,728	2,285	41,648	40,188	22,735	25,238	500
<b>58-DRAYTON VALLEY-DEVON</b>	<b>\$33,764</b>	<b>\$8,038</b>	<b>\$16,442</b>	<b>\$47,501</b>	<b>\$4,921</b>	<b>\$5,822</b>	<b>\$0</b>
AAP-MARK GREGOR	2,133	500	0	2,133	500	0	0
AIP-COLIN DONALDSON <sup>(WC)</sup>	0	0	0	0	0	0	0
AIP-LESLIE MARKS	841	500	0	841	500	0	0
AP-GAIL UPTON	773	500	0	383	890	0	0
FCPA-STEVE GOODMAN	3,270	500	0	3,270	500	0	0
IND-CAROL NORDLUND KINSEY	200	508	0	104	605	0	0
LIB-RONALD BROCHU	625	1,923	442	1,423	808	760	0
NDP-KIERAN QUIRKE	0	3,107	3,500	5,856	620	131	0
UCP-MARK SMITH	25,922	500	12,500	33,492	500	4,931	0

(WC) Withdrew candidacy

(N) Not Nominated

(LE) Lost endorsement from party

Electoral Division Party-Candidate	Revenues			Expenses			Surplus (Deficit)
	Contributions	Other Revenue	Transfers Received	Election Expenses	Other Expenses	Transfers Issued	
<b>59-DRUMHELLER-STETTLER</b>	<b>\$84,844</b>	<b>\$7,338</b>	<b>\$37,750</b>	<b>\$94,232</b>	<b>\$22,902</b>	<b>\$8,202</b>	<b>\$4,596</b>
AAP-DONALD GREG HERZOG	0	500	0	0	500	0	0
AIP-JASON HUSHAGEN	0	500	0	0	500	0	0
AP-MARK NIKOTA	1,983	795	2,250	4,326	500	202	0
IND-RICK STRANKMAN	47,509	2,309	0	48,042	1,773	0	2
NDP-HOLLY HEFFERNAN	0	471	500	471	500	0	0
UCP-NATHAN HORNER	35,352	2,763	35,000	41,392	19,129	8,000	4,594
<b>60-FORT MCMURRAY-LAC LA BICHE</b>	<b>\$26,047</b>	<b>\$66,942</b>	<b>\$10,600</b>	<b>\$47,846</b>	<b>\$10,601</b>	<b>\$5,494</b>	<b>\$39,649</b>
AIP-MARK GRINDER	401	525	0	327	500	0	98
AP-JEFFREY FAFARD	111	500	0	111	500	0	0
GPA-BRIAN DEHEER	277	520	1,000	1,297	500	0	0
NDP-JANE STROUD	0	7,258	7,100	11,161	2,704	494	0
UCP-LAILA GOODRIDGE	25,258	58,140	2,500	34,950	6,397	5,000	39,550
<b>61-FORT MCMURRAY- WOOD BUFFALO</b>	<b>\$47,182</b>	<b>\$7,112</b>	<b>\$9,900</b>	<b>\$50,308</b>	<b>\$7,007</b>	<b>\$6,879</b>	<b>\$0</b>
AIP-MICHAEL KELLER	701	500	0	701	500	0	0
AP-MARCUS ERLANDSON	437	500	0	437	500	0	0
NDP-STEPHEN DROVER	0	5,612	6,200	8,950	2,015	847	0
UCP-TANY YAO	46,044	500	3,700	40,221	3,992	6,032	0
<b>62-FORT SASKATCHEWAN- VEGREVILLE</b>	<b>\$49,123</b>	<b>\$19,699</b>	<b>\$67,139</b>	<b>\$91,971</b>	<b>\$24,206</b>	<b>\$18,598</b>	<b>\$1,185</b>
AAP-RONALD MALOWANY	2,925	600	0	2,075	1,450	0	0
AIP-SHANE LADOUCEUR	618	500	0	182	936	0	0
AIP-TAMSEN KNIGHT <sup>(WC)</sup>	0	0	0	0	0	0	0
AP-MARVIN OLSEN	13,026	1,600	1,000	10,674	4,761	191	0
FCPA-MALCOLM STINSON	4,896	500	0	3,271	939	0	1,185
GPA-REBECCA TROTTER	5,685	250	700	6,135	500	0	0
IND-BARRY STEPHENSON <sup>(N)</sup>	0	0	0	0	0	0	0
NDP-JESSICA LITTLEWOOD	0	16,124	40,454	34,096	4,096	18,386	0
UCP-JACKIE ARMSTRONG HOMENIUK	21,972	125	24,985	35,538	11,524	20	0
<b>63-GRANDE PRAIRIE</b>	<b>\$39,733</b>	<b>\$21,112</b>	<b>\$61,177</b>	<b>\$85,031</b>	<b>\$10,039</b>	<b>\$25,456</b>	<b>\$1,496</b>
AIP-RAYMOND ROBERTSON	0	500	0	0	500	0	0
AP-GRANT BERG	12,729	5,904	0	14,039	3,098	0	1,496
FCPA-BERNARD HANCOCK	3,358	500	0	3,358	500	0	0
IND-RAMESH RAJPUT	2,497	500	0	2,497	500	0	0
NDP-TODD RUSSELL	0	13,171	21,177	23,909	1,710	8,730	0
UCP-TRACY ALLARD	21,149	536	40,000	41,228	3,731	16,726	0
<b>64-GRANDE PRAIRIE-WAPITI</b>	<b>\$33,378</b>	<b>\$10,126</b>	<b>\$45,126</b>	<b>\$50,760</b>	<b>\$16,713</b>	<b>\$21,155</b>	<b>\$1</b>
AIP-RUSSELL ARMATAGE <sup>(N)</sup>	0	0	0	0	0	0	0
AP-JASON JONES	3,203	0	500	3,202	500	0	1
IND-TERRY DUECK	636	500	0	636	500	0	0
NDP-SHANNON DUNFIELD	0	3,961	19,426	14,919	1,125	7,343	0
UCP-TRAVIS TOEWS	29,540	5,665	25,200	32,004	14,589	13,812	0

(WC) Withdrew candidacy

(N) Not nominated

(LE) Lost endorsement from party

Electoral Division Party-Candidate	Revenues			Expenses			Surplus (Deficit)
	Contributions	Other Revenue	Transfers Received	Election Expenses	Other Expenses	Transfers Issued	
<b>65-HIGHWOOD</b>	<b>\$44,777</b>	<b>\$17,186</b>	<b>\$12,140</b>	<b>\$46,346</b>	<b>\$8,666</b>	<b>\$1,774</b>	<b>\$17,317</b>
AIP-DANIEL IRVING	351	519	0	370	500	0	0
AP-RON KERR	1,584	500	0	1,472	500	0	113
NDP-ERIK OVERLAND	0	1,090	2,501	1,309	508	1,774	0
UCP-RICHARD SIGURDSON	42,841	15,077	9,639	43,195	7,158	0	17,204
<b>66-INNISFAIL-SYLVAN LAKE</b>	<b>\$54,144</b>	<b>\$27,888</b>	<b>\$32,074</b>	<b>\$61,471</b>	<b>\$12,222</b>	<b>\$10,006</b>	<b>\$30,406</b>
AAP-BRIAN VANDERKLEY	3,943	950	0	4,007	886	0	0
AIP-STEPHANIE DUBITZ <sup>(N)</sup>	0	0	0	0	0	0	0
AP-DANIELLE KLOOSTER	2,277	0	1,974	3,683	500	0	67
FCPA-CLAYTON KNUTSON <sup>(WC)</sup>	0	500	0	0	500	0	0
FCPA-CHAD MILLER	2,984	500	0	1,577	1,907	0	0
IND-EDWARD WYCHOPEN	0	500	0	0	500	0	0
NDP-ROBYN O'BRIEN	0	2,630	6,500	6,881	2,006	6	237
RPA-LAUREN THORSTEINSON	0	500	0	0	500	0	0
UCP-DEVIN DREESHEN	44,940	22,308	23,600	45,323	5,423	10,000	30,102
<b>67-LAC STE. ANNE-PARKLAND</b>	<b>\$49,883</b>	<b>\$54,636</b>	<b>\$15,704</b>	<b>\$102,665</b>	<b>\$16,772</b>	<b>\$500</b>	<b>\$286</b>
AAP-DARIEN MASSE	2,490	500	0	2,254	736	0	0
AIP-GORDON MCMILLAN	820	500	0	820	500	0	0
AP-DON MCCARGAR	9,324	500	1,204	10,328	505	0	195
FCPA-BLAKE VANBERG <sup>(N)</sup>	0	0	0	0	0	0	0
NDP-ONEIL CARLIER	0	44,686	500	44,686	500	0	0
UCP-SHANE GETSON	37,249	8,449	14,000	44,577	14,531	500	91
UCP-DALE JOHNSON <sup>(LE)</sup>	0	0	0	0	0	0	0
<b>68-LACOMBE-PONOKA</b>	<b>\$35,860</b>	<b>\$6,303</b>	<b>\$31,075</b>	<b>\$57,135</b>	<b>\$5,339</b>	<b>\$709</b>	<b>\$10,055</b>
AAP-SHAWN TYLKE	5,068	0	0	4,568	500	0	0
AIP-TESSA SZWAGIERCZAK	3,235	505	0	2,926	500	0	313
AP-MYLES CHYKERDA	7,643	601	75	7,619	572	0	128
FCPA-KEITH PARRILL	942	500	0	942	500	0	0
NDP-DOUG HART	0	4,024	9,000	10,890	1,425	709	0
UCP-RONALD ORR	18,972	673	22,000	30,189	1,842	0	9,614
<b>69-LEDUC-BEAUMONT</b>	<b>\$58,185</b>	<b>\$26,347</b>	<b>\$60,399</b>	<b>\$109,410</b>	<b>\$26,778</b>	<b>\$5,585</b>	<b>\$3,158</b>
AAP-GIL POITRAS	3,962	500	1,449	5,411	500	0	0
AIP-KEVIN DUNN	1,285	500	0	1,285	500	0	0
AP-ROBB CONNELLY	3,426	575	0	3,081	920	0	0
FCPA-JEFF ROUT	0	500	0	0	500	0	0
GPA-JENN ROACH	650	835	200	1,114	500	0	71
IND-SHARON MACLISE	1,305	500	0	982	823	0	0
IND-LESLIE MARKS <sup>(WC)</sup>	0	0	0	0	0	0	0
LIB-CHRIS FENSKE	867	725	0	842	750	0	0
NDP-SHAYE ANDERSON	0	18,479	35,500	47,299	1,095	5,585	0
UCP-BRAD RUTHERFORD	46,689	3,733	23,250	49,395	21,191	0	3,087

(WC) Withdrew candidacy

(N) Not nominated

(LE) Lost endorsement from party

Electoral Division Party-Candidate	Revenues			Expenses			Surplus (Deficit)
	Contributions	Other Revenue	Transfers Received	Election Expenses	Other Expenses	Transfers Issued	
<b>70-LESSER SLAVE LAKE</b>	<b>\$17,332</b>	<b>\$58,327</b>	<b>\$44,085</b>	<b>\$96,777</b>	<b>\$22,324</b>	<b>\$642</b>	<b>\$0</b>
AIP-SUZETTE POWDER <small>DID NOT FILE</small>	-	-	-	-	-	-	-
AP-JUDY KIM-MENEEN <small>(WC)</small>	0	0	0	0	0	0	0
AP-VINCENT RAIN <small>DID NOT FILE</small>	-	-	-	-	-	-	-
NDP-DANIELLE LARIVÉE	0	47,442	500	47,442	500	0	0
UCP-PAT REHN	17,332	10,885	43,585	49,336	21,824	642	0
<b>71-LETHBRIDGE-EAST</b>	<b>\$58,054</b>	<b>\$15,698</b>	<b>\$56,717</b>	<b>\$85,846</b>	<b>\$12,884</b>	<b>\$3,171</b>	<b>\$28,568</b>
AIP-JOHN MCCANNA	813	500	0	813	500	0	0
AP-ALLY TAYLOR	86	500	0	86	500	0	0
LIB-DEVON HARGREAVES	2,282	453	4,417	5,901	1,250	0	0
NDP-MARIA FITZPATRICK	0	14,241	23,900	34,470	500	3,171	0
UCP-NATHAN NEUDORF	54,872	5	28,401	44,575	10,134	0	28,568
<b>72-LETHBRIDGE-WEST</b>	<b>\$57,536</b>	<b>\$50,750</b>	<b>\$20,124</b>	<b>\$98,540</b>	<b>\$20,284</b>	<b>\$1,979</b>	<b>\$7,607</b>
AIP-BEN MADDISON	672	500	0	652	520	0	0
AP-ZAC RHODENIZER	4,050	0	90	3,021	500	619	0
LIB-PATRICIA CHIZEK	294	500	3,090	1,946	578	1,360	0
NDP-SHANNON PHILLIPS	0	46,617	500	46,617	500	0	0
UCP-KARRI FLATLA	52,520	3,134	16,444	46,305	18,186	0	7,607
<b>73-LIVINGSTONE-MACLEOD</b>	<b>\$41,352</b>	<b>\$10,183</b>	<b>\$32,584</b>	<b>\$51,765</b>	<b>\$22,236</b>	<b>\$208</b>	<b>\$9,909</b>
AIP-VERN SPARKES	2,830	535	0	2,244	1,121	0	0
AP-TIMOTHY MEECH	1,755	500	650	729	2,131	0	45
GPA-WENDY PERGENTILE	0	250	1,657	1,392	515	0	0
LIB-DYLIN HAUSER	225	600	777	961	500	0	141
NDP-CAMERON GARDNER	0	5,615	17,500	21,619	1,289	208	0
UCP-ROGER REID	36,542	2,682	12,000	24,821	16,680	0	9,723
<b>74-MASKWACIS-WETASKIWIN</b>	<b>\$37,485</b>	<b>\$27,889</b>	<b>\$61,499</b>	<b>\$115,548</b>	<b>\$3,461</b>	<b>\$7,864</b>	<b>\$0</b>
AAP-WESLEY REA	120	552	0	172	500	0	0
AP-SHERRY GREENE	0	500	0	0	500	0	0
F CPA-DAVID WHITE	4,000	500	26,504	30,504	500	0	0
GPA-DESMOND BULL	0	0	500	0	500	0	0
NDP-BRUCE HINKLEY	0	22,434	21,495	40,601	961	2,368	0
UCP-RICHARD WILSON	33,365	3,903	13,000	44,272	500	5,497	0
<b>75-MORINVILLE-ST. ALBERT</b>	<b>\$46,115</b>	<b>\$46,360</b>	<b>\$45,023</b>	<b>\$115,007</b>	<b>\$9,543</b>	<b>\$7,242</b>	<b>\$5,706</b>
AAP-TAMARA KRYWIAK	500	510	0	508	502	0	0
AIP-MICHAEL VAN VELZEN	100	539	0	0	639	0	0
AP-NEIL KOROTASH	16,892	2,100	1,724	19,966	500	250	0
GPA-CASS ROMYN	718	904	1,200	2,210	612	0	0
NDP-NATALIE BIRNIE	0	37,092	10,099	44,259	500	2,432	0
NDP-SHAWNA GAWRELUCK <small>(WC)</small>	0	756	0	756	0	0	0
UCP-DALE NALLY	27,905	4,459	32,000	47,308	6,789	4,560	5,706

(WC) Withdrew candidacy

(N) Not nominated

(LE) Lost endorsement from party

Electoral Division Party-Candidate	Revenues			Expenses			Surplus (Deficit)
	Contributions	Other Revenue	Transfers Received	Election Expenses	Other Expenses	Transfers Issued	
<b>76-OLDS-DIDSBURY-THREE HILLS</b>	<b>\$20,298</b>	<b>\$2,515</b>	<b>\$24,100</b>	<b>\$40,663</b>	<b>\$5,996</b>	<b>\$0</b>	<b>\$254</b>
AAP-DAVID HUGHES	0	500	0	0	500	0	0
AIP-ALEXANDER BEST <sup>(N)</sup>	0	0	0	0	0	0	0
AIP-DAVID DOYLE <sup>(LE)</sup>	0	0	0	0	0	0	0
AP-CHASE BROWN	1,577	0	400	1,471	506	0	0
FCPA-ALLEN MACLENNAN	3,848	500	0	3,052	1,296	0	0
NDP-KYLE JOHNSTON	0	1,304	500	1,304	500	0	0
UCP-NATHAN COOPER	14,874	211	23,200	34,836	3,194	0	254
<b>77-PEACE RIVER</b>	<b>\$66,431</b>	<b>\$14,100</b>	<b>\$63,500</b>	<b>\$62,392</b>	<b>\$12,987</b>	<b>\$49,700</b>	<b>\$18,953</b>
AP-DAKOTA HOUSE	4,444	500	0	3,539	1,406	0	0
FCPA-CONNIE RUSSELL	1,384	500	0	1,384	500	0	0
IND-PATTI MELVIN <sup>(N)</sup>	0	0	0	0	0	0	0
LIB-REMI TARDIF	2,181	725	0	2,330	576	0	0
NDP-DEBBIE JABBOUR	0	10,656	11,500	19,873	1,584	700	0
UCP-DAN WILLIAMS	58,423	1,719	52,000	35,267	8,922	49,000	18,953
<b>78-RED DEER-NORTH</b>	<b>\$44,953</b>	<b>\$37,472</b>	<b>\$45,474</b>	<b>\$78,287</b>	<b>\$39,427</b>	<b>\$8,527</b>	<b>\$1,659</b>
AIP-MICHAEL NEUFELD	1,000	500	0	1,000	500	0	0
AP-PAUL HARDY	4,250	769	7,026	11,533	500	12	0
FCPA-MATTHEW CHAPIN	0	500	0	0	500	0	0
NDP-KIM SCHREINER	0	17,170	11,600	21,196	2,060	5,514	0
UCP-ADRIANA LAGRANGE	39,703	18,534	26,848	44,559	35,867	3,000	1,659
<b>79-RED DEER-SOUTH</b>	<b>\$48,841</b>	<b>\$17,305</b>	<b>\$47,947</b>	<b>\$68,927</b>	<b>\$12,745</b>	<b>\$32,421</b>	<b>\$0</b>
AIP-GREGORY LEWRY <sup>(WC)</sup>	0	0	0	0	0	0	0
AP-RYAN MCDOUGALL	5,000	1,001	2,600	7,275	500	826	0
FCPA-TEAH-JAY CARTWRIGHT	216	500	0	67	649	0	0
GPA-LORI CURRAN	0	105	500	105	500	0	0
NDP-BARBARA MILLER	0	14,004	31,929	23,597	9,576	12,760	0
UCP-JASON STEPHAN	43,625	1,695	12,918	37,882	1,520	18,835	0
<b>80-RIMBEY-ROCKY MOUNTAIN HOUSE-SUNDRE</b>	<b>\$44,782</b>	<b>\$4,727</b>	<b>\$26,555</b>	<b>\$36,688</b>	<b>\$13,991</b>	<b>\$5,000</b>	<b>\$20,385</b>
AAP-PAULA LAMOUREUX	3,437	500	0	3,437	500	0	0
AIP-DAVID ROGERS	230	500	0	230	500	0	0
AP-JOSEPH ANGLIN	1,883	500	0	1,609	774	0	0
FCPA-DAWN BERARD	1,512	560	0	1,572	500	0	0
GPA-JANE DRUMMOND	0	500	0	0	500	0	0
IND-GORDON FRANCEY	0	500	0	0	500	0	0
NDP-JEFF IBLE	0	1,166	500	1,166	500	0	0
UCP-JASON NIXON	37,721	501	26,055	28,675	10,217	5,000	20,385
<b>81-SHERWOOD PARK</b>	<b>\$45,740</b>	<b>\$18,057</b>	<b>\$43,454</b>	<b>\$89,132</b>	<b>\$9,527</b>	<b>\$8,592</b>	<b>\$0</b>
AAP-CHRIS GLASSFORD	700	917	0	1,117	500	0	0
AIP-BRIAN ILKUF	880	500	0	880	500	0	0
AP-SUE TIMANSON	12,719	590	2,000	13,478	981	850	0
NDP-ANNIE MCKITRICK	0	16,050	28,500	36,579	3,242	4,729	0
UCP-JORDAN WALKER	31,441	0	12,954	37,078	4,304	3,013	0

(WC) Withdrew candidacy

(N) Not nominated

(LE) Lost endorsement from party

Electoral Division Party-Candidate	Revenues			Expenses			Surplus (Deficit)
	Contributions	Other Revenue	Transfers Received	Election Expenses	Other Expenses	Transfers Issued	
<b>82-SPRUCE GROVE-STONY PLAIN</b>	<b>\$23,104</b>	<b>\$33,390</b>	<b>\$65,500</b>	<b>\$88,822</b>	<b>\$24,034</b>	<b>\$9,139</b>	<b>\$0</b>
AAP-AARON KERSEY <sup>(N)</sup>	0	0	0	0	0	0	0
AIP-JODY CROCKER	809	500	0	493	816	0	0
AP-IVAN BOLES	4,910	549	0	4,125	1,334	0	0
NDP-ERIN BABCOCK	0	31,802	20,500	43,927	1,185	7,190	0
UCP-SEARLE TURTON	17,385	540	45,000	40,277	20,699	1,949	0
<b>83-ST. ALBERT</b>	<b>\$56,727</b>	<b>\$26,096</b>	<b>\$59,793</b>	<b>\$86,308</b>	<b>\$22,565</b>	<b>\$33,743</b>	<b>\$0</b>
AAP-DONALD PETRUKA	3,707	1,130	500	4,835	502	0	0
AIP-SHELDON GRON	2,820	526	0	2,820	526	0	0
AP-BARRY BAILEY	11,475	520	0	10,445	500	1,050	0
GPA-CAMERON JEFFERIES	0	500	1,645	1,368	500	277	0
LIB-KEVIN MCLEAN	500	500	1,600	1,442	1,158	0	0
NDP-MARIE RENAUD	0	19,722	33,614	33,080	6,426	13,830	0
UCP-JEFF WEDMAN	38,225	3,198	22,435	32,317	12,954	18,587	0
<b>84-STRATHCONA-SHERWOOD PARK</b>	<b>\$46,919</b>	<b>\$28,402</b>	<b>\$64,050</b>	<b>\$94,327</b>	<b>\$34,740</b>	<b>\$3,147</b>	<b>\$7,158</b>
AAP-DONALD MELANSON	3,376	500	0	3,260	500	116	0
AIP-RICHARD SCINTA	1,740	500	0	1,286	954	0	0
AP-DAVE QUEST	10,104	550	4,800	14,792	662	0	0
GPA-ALBERT ARIS	0	510	0	10	500	0	0
IND-LARRY MACLISE	0	500	0	0	500	0	0
NDP-MOIRA VANE	0	18,622	37,500	39,025	16,165	931	0
UCP-NATE GLUBISH	31,698	7,221	21,750	35,954	15,458	2,100	7,158
<b>85-TABER-WARNER</b>	<b>\$37,788</b>	<b>\$3,621</b>	<b>\$30,500</b>	<b>\$41,581</b>	<b>\$4,812</b>	<b>\$10,000</b>	<b>\$15,517</b>
AIP-BRIAN PETERS <sup>(N)</sup>	0	0	0	0	0	0	0
AP-JASON BEEKMAN	1,800	500	0	1,138	1,162	0	0
LIB-AMY YATES	0	500	0	0	500	0	0
NDP-LAURA ROSS-GIROUX	0	707	500	707	500	0	0
UCP-GRANT HUNTER	35,988	1,914	30,000	39,735	2,650	10,000	15,517
<b>86-VERMILION-LLOYDMINSTER- WAINWRIGHT</b>	<b>\$39,118</b>	<b>\$10,898</b>	<b>\$6,860</b>	<b>\$41,277</b>	<b>\$6,849</b>	<b>\$8,750</b>	<b>\$0</b>
AAP-KELLY ZELENY	1,020	500	0	1,020	500	0	0
AIP-JAMES BULMER <sup>(N)</sup>	0	0	0	0	0	0	0
AP-CRAIG PETERSON	1,125	0	860	1,468	517	0	0
FCPA-JIM MCKINNON	2,861	500	0	2,861	500	0	0
FCPA-MATTHEW POWELL <sup>(N)</sup>	0	0	0	0	0	0	0
IND-ROBERT MCFADZEAN	0	519	0	0	519	0	0
NDP-RYAN CLARKE	0	1,378	0	878	500	0	0
UCP-GARTH ROWSWELL	34,112	8,001	6,000	35,051	4,312	8,750	0
<b>87-WEST YELLOWHEAD</b>	<b>\$49,559</b>	<b>\$13,993</b>	<b>\$21,148</b>	<b>\$48,971</b>	<b>\$28,129</b>	<b>\$6,351</b>	<b>\$1,249</b>
AAP-PAUL LUPYCZUK	4,350	500	0	2,930	1,322	500	98
AIP-TRAVIS POIRIER	0	500	0	0	500	0	0
AP-KRISTIE GOMUWKA	3,350	500	1,148	2,352	2,464	100	82
GPA-DEREK THOMPSON <sup>(N)</sup>	0	0	0	0	0	0	0
IND-DAVE PEARCE	0	500	0	0	500	0	0
LIB-ZACK SIEZMAGRAFF <sup>(N)</sup>	0	0	0	0	0	0	0
NDP-PAULA CACKETT	0	6,642	10,000	9,104	1,787	5,751	0
UCP-MARTIN LONG	41,859	5,351	10,000	34,585	21,555	0	1,070

(WC) Withdrew candidacy

(N) Not Nominated

(LE) Lost endorsement from party



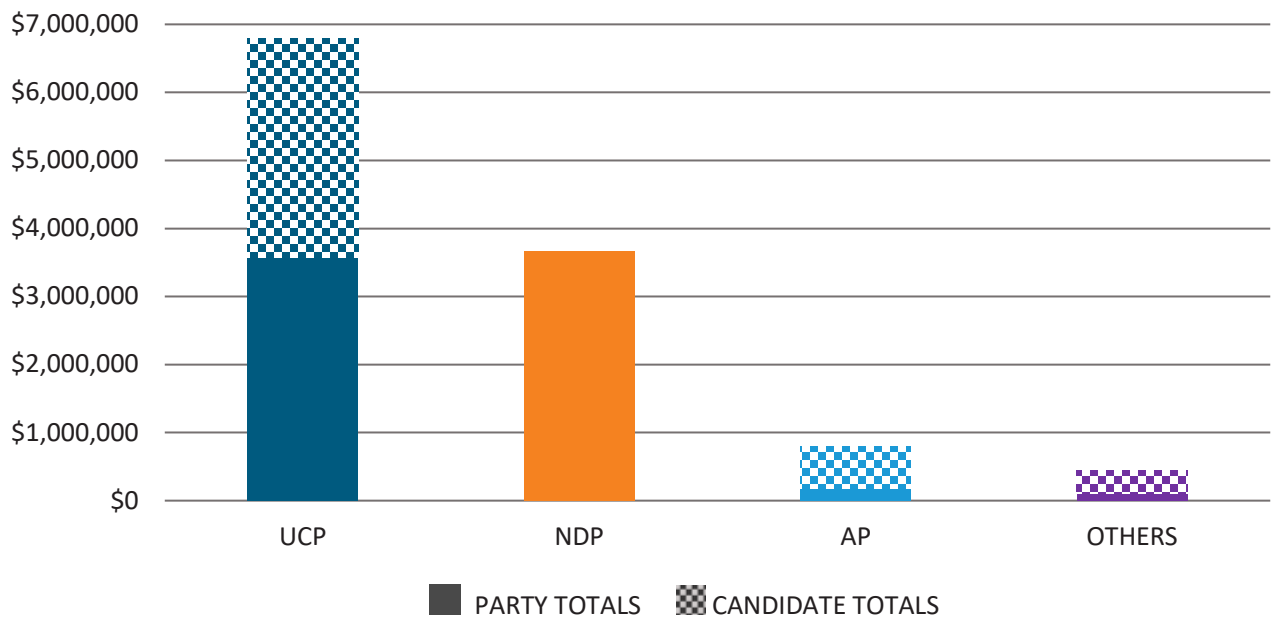
## APPENDIX H - Candidate and CFO Late and Non-Filers

Electoral Division				
Party	Candidate	CFO	Filed Late	Did Not File
<b>02-CALGARY-BEDDINGTON</b>				
AP	CAROL-LYNN DARCH	IAN FENG	✓	
<b>06-CALGARY-CURRIE</b>				
IND	DANIEL OKEMOW	NO CFO	✓	
<b>13-CALGARY-GLENMORE</b>				
AP	SCOTT APPLEBY	KIMBERLEY GRAY	✓	
<b>14-CALGARY-HAYS</b>				
FCPA	ALEXIUS KARNS	JOHN KELLY	✓	
<b>17-CALGARY-MCCALL</b>				
AIP	DON EDMONSTONE	PATRICIA EDMONSTONE	✓	
<b>24-CALGARY-SOUTH EAST</b>				
AIP	RICHARD FONTAINE	MARIA FONTAINE	✓	
<b>36-EDMONTON-MCCLUNG</b>				
AIP	CURTIS LEE	STEPHANIE WHITNACK	✓	
<b>38-EDMONTON-MILL WOODS</b>				
AIP	DALLAS PRICE	SHARI PRICE	✓	
<b>39-EDMONTON-NORTH WEST</b>				
AIP	TIMOTHY SHANKS	DARLENE SHANKS	✓	
<b>46-EDMONTON-WHITEMUD</b>				
IND	MIKE SAMPSON	CFO RESIGNED		✓
<b>54-CARDSTON-SIKSIKA</b>				
IND	IAN DONOVAN	ERIC ERICKSEN		✓
<b>55-CENTRAL PEACE-NOTLEY</b>				
AIP	ANDRE RIOUX	JESSICA RIOUX	✓	
<b>62-FORT SASKATCHEWAN-VEGREVILLE</b>				
AIP	TAMSEN KNIGHT	MITCHELL HLUSHAK	✓	
<b>70-LESSER SLAVE LAKE</b>				
AIP	SUZETTE POWDER	BERNADETTE MASSON		✓
AP	VINCENT RAIN	BOBBY HUNTER		✓
<b>76-OLDS-DIDSBURY-THREE HILLS</b>				
AIP	ALEXANDER BEST	CATHY BEST	✓	
<b>77-PEACE RIVER</b>				
AP	DAKOTA HOUSE	SHELLEY HALABISKY	✓	
<b>86-VERMILION-LLOYDMISTER-WAINWRIGHT</b>				
AIP	JAMES BULMER	SHELLEY CSOKE	✓	
<b>87-WEST YELLOWHEAD</b>				
AIP	TRAVIS POIRIER	LACEY POIRIER	✓	

## APPENDIX I - Combined Political Party and Candidate Campaign Contributions

Party	Party Total Contributions	Candidate Total Contributions	Grand Total Contributions
UCP	\$ 3,580,045	\$ 3,250,292	\$ 6,830,337
NDP	\$ 3,669,226	\$ -	\$ 3,669,226
AP	\$ 178,746	\$ 627,708	\$ 806,454
LIB	\$ 77,740	\$ 54,870	\$ 132,610
IND	\$ -	\$ 100,777	\$ 100,777
AAP	\$ 4,135	\$ 65,264	\$ 69,399
FCPA	\$ 13,872	\$ 44,186	\$ 58,058
AIP	\$ -	\$ 62,459	\$ 62,459
GPA	\$ 12,403	\$ 20,188	\$ 32,591
PC	\$ -	\$ 220	\$ 220
WRP	\$ -	\$ 220	\$ 220
CP-A	\$ -	\$ -	\$ -
PAPA	\$ -	\$ -	\$ -
REF	\$ -	\$ -	\$ -

Amounts rounded to nearest dollar



## APPENDIX J - ETPA Advertising Contributions

Party	Contributions to \$250	Contributions over \$250	Contributions Total (\$)	Count (#)	Average (\$)
AFL	\$ 3,828	\$ 249,512	\$ 253,340	420	\$ 603
AFB	\$ 3,100	\$ 5,126	\$ 8,226	34	\$ 242
AMA	\$ -	\$ -	\$ -	-	\$ -
AB-PROUD	\$ 4,296	\$ 161,154	\$ 165,450	153	\$ 1,081
ARHCA	\$ -	\$ 47,033	\$ 47,033	3	\$ 15,678
AUPE	\$ -	\$ -	\$ -	-	\$ -
AVF	\$ -	\$ 159,000	\$ 159,000	24	\$ 6,625
ACSM	\$ -	\$ -	\$ -	-	\$ -
CCH	\$ 550	\$ 1,500	\$ 2,050	5	\$ 410
CAPE-AB	\$ 2,150	\$ 3,350	\$ 5,500	16	\$ 344
CUPE-AB	\$ -	\$ -	\$ -	-	\$ -
CASHCO	\$ -	\$ -	\$ -	-	\$ -
EQUUS	\$ -	\$ 34,462	\$ 34,462	7	\$ 4,923
FFA	\$ -	\$ 91,823	\$ 91,823	8	\$ 11,478
FOM	\$ -	\$ 6,000	\$ 6,000	1	\$ 6,000
HSAA	\$ -	\$ 190,848	\$ 190,848	5	\$ 38,170
HMC	\$ -	\$ 24,721	\$ 24,721	21	\$ 1,177
JV	\$ -	\$ 7,201	\$ 7,201	7	\$ 1,029
KG	\$ -	\$ 50,000	\$ 50,000	1	\$ 50,000
MCA	\$ -	\$ 292,568	\$ 292,568	6	\$ 48,761
PROG-AB	\$ -	\$ 6,500	\$ 6,500	2	\$ 3,250
PROJ-AB	\$ 30	\$ 135,000	\$ 135,030	2	\$ 67,515
PAKBT	\$ 120	\$ 850	\$ 970	4	\$ 243
PIA	\$ -	\$ 53,010	\$ 53,010	5	\$ 10,602
RA	\$ -	\$ -	\$ -	-	\$ -
SAF	\$ -	\$ 298,000	\$ 298,000	22	\$ 13,545
ACC	\$ -	\$ 26,250	\$ 26,250	1	\$ 26,250
ATA	\$ -	\$ 275,822	\$ 275,822	2	\$ 137,911
CCC	\$ 177	\$ -	\$ 177	2	\$ 88

Amounts rounded to nearest dollar












Suite 100, 11510 Kingsway NW  
Edmonton, Alberta T5G 2Y5

Toll Free: 310-0000 | Phone: 1-877-422-VOTE (8683)  
[www.elections.ab.ca](http://www.elections.ab.ca) | [info@elections.ab.ca](mailto:info@elections.ab.ca)

ISBN 978-1-988620-13-8



9 781988 620138